



SCHLEY COUNTY BOARD OF EDUCATION ELLAVILLE, GEORGIA

**ANNUAL FINANCIAL REPORT
FOR THE FISCAL YEAR ENDED
JUNE 30, 2018
(Including Independent Auditor's Reports)**



SCHLEY COUNTY BOARD OF EDUCATION

- TABLE OF CONTENTS -

	<u>Page</u>
SECTION I	
FINANCIAL	
INDEPENDENT AUDITOR'S REPORT	
REQUIRED SUPPLEMENTARY INFORMATION	
MANAGEMENT'S DISCUSSION AND ANALYSIS	i
EXHIBITS	
BASIC FINANCIAL STATEMENTS	
GOVERNMENT-WIDE FINANCIAL STATEMENTS	
A STATEMENT OF NET POSITION	1
B STATEMENT OF ACTIVITIES	2
FUND FINANCIAL STATEMENTS	
C BALANCE SHEET	
GOVERNMENTAL FUNDS	4
D RECONCILIATION OF THE GOVERNMENTAL FUNDS BALANCE SHEET TO THE STATEMENT OF NET POSITION	5
E STATEMENT OF REVENUES, EXPENDITURES AND CHANGES IN FUND BALANCES	
GOVERNMENTAL FUNDS	6
F RECONCILIATION OF THE GOVERNMENTAL FUNDS STATEMENT OF REVENUES, EXPENDITURES AND CHANGES IN FUND BALANCES TO THE STATEMENT OF ACTIVITIES	7
G STATEMENT OF FIDUCIARY NET POSITION FIDUCIARY FUNDS	8
H NOTES TO THE BASIC FINANCIAL STATEMENTS	10
REQUIRED SUPPLEMENTARY INFORMATION	
1 SCHEDULE OF PROPORTIONATE SHARE OF THE NET PENSION LIABILITY TEACHERS RETIREMENT SYSTEM OF GEORGIA	33
2 SCHEDULE OF PROPORTIONATE SHARE OF THE NET PENSION LIABILITY PUBLIC SCHOOL EMPLOYEES RETIREMENT SYSTEM OF GEORGIA	34
3 SCHEDULE OF PROPORTIONATE SHARE OF THE NET OPEB LIABILITY SCHOOL OPEB FUND	35
4 SCHEDULE OF CONTRIBUTIONS - TEACHERS RETIREMENT SYSTEM OF GEORGIA	36
5 SCHEDULE OF CONTRIBUTIONS - SCHOOL OPEB FUND	37
6 NOTES TO THE REQUIRED SUPPLEMENTARY INFORMATION	38
7 SCHEDULE OF REVENUES, EXPENDITURES AND CHANGES IN FUND BALANCES - BUDGET AND ACTUAL GENERAL FUND	39

SCHLEY COUNTY BOARD OF EDUCATION

- TABLE OF CONTENTS -

	<u>Page</u>
SECTION I	
FINANCIAL	
SCHEDULES	
SUPPLEMENTARY INFORMATION	
8	40
9	41
10	43
SECTION II	
COMPLIANCE AND INTERNAL CONTROL REPORTS	
INDEPENDENT AUDITOR'S REPORT ON INTERNAL CONTROL OVER FINANCIAL REPORTING AND ON COMPLIANCE AND OTHER MATTERS BASED ON AN AUDIT OF FINANCIAL STATEMENTS PERFORMED IN ACCORDANCE WITH <i>GOVERNMENT AUDITING STANDARDS</i>	
INDEPENDENT AUDITOR'S REPORT ON COMPLIANCE FOR EACH MAJOR FEDERAL PROGRAM AND ON INTERNAL CONTROL OVER COMPLIANCE REQUIRED BY THE UNIFORM GUIDANCE	
SECTION III	
AUDITEE'S RESPONSE TO PRIOR YEAR FINDINGS AND QUESTIONED COSTS	
SUMMARY SCHEDULE OF PRIOR YEAR FINDINGS AND QUESTIONED COSTS	
SECTION IV	
FINDINGS AND QUESTIONED COSTS	
SCHEDULE OF FINDINGS AND QUESTIONED COSTS	

SECTION I
FINANCIAL



DEPARTMENT OF AUDITS AND ACCOUNTS

270 Washington Street, S.W., Suite 1-156
Atlanta, Georgia 30334-8400

Greg S. Griffin
STATE AUDITOR
(404) 656-2174

August 30, 2019

The Honorable Brian P. Kemp, Governor of Georgia
Members of the General Assembly of the State of Georgia
Members of the State Board of Education
and
Superintendent and Members of the
Schley County Board of Education

INDEPENDENT AUDITOR'S REPORT

Report on the Financial Statements

We have audited the accompanying financial statements of the governmental activities, each major fund, and the aggregate remaining fund information of the Schley County Board of Education (School District), as of and for the year ended June 30, 2018, and the related notes to the financial statements, which collectively comprise the School District's basic financial statements as listed in the table of contents.

Management's Responsibility for the Financial Statements

Management is responsible for the preparation and fair presentation of these financial statements in accordance with accounting principles generally accepted in the United States of America; this includes the design, implementation, and maintenance of internal control relevant to the preparation and fair presentation of financial statements that are free from material misstatement, whether due to fraud or error.

Auditor's Responsibility

Our responsibility is to express opinions on these financial statements based on our audit. We conducted our audit in accordance with auditing standards generally accepted in the United States of America and the standards applicable to financial audits contained in *Government Auditing Standards*, issued by the Comptroller General of the United States. Those standards require that we plan and perform the audit to obtain reasonable assurance about whether the financial statements are free from material misstatement.

An audit involves performing procedures to obtain audit evidence about the amounts and disclosures in the financial statements. The procedures selected depend on the auditor's judgment, including the assessment of the risks of material misstatement of the financial statements, whether due to fraud or error. In making those risk assessments, the auditor considers internal control relevant to the entity's preparation and fair presentation of the financial statements in order to design audit procedures that are appropriate in the circumstances, but not for the purpose of expressing an opinion on the effectiveness of the entity's internal control. Accordingly, we express no such opinion. An audit also

includes evaluating the appropriateness of accounting policies used and the reasonableness of significant accounting estimates made by management, as well as evaluating the overall presentation of the financial statements.

We believe that the audit evidence we have obtained is sufficient and appropriate to provide a basis for our audit opinions.

Opinions

In our opinion, the financial statements referred to above present fairly, in all material respects, the respective financial position of the of the governmental activities, each major fund, and the aggregate remaining fund information of the School District as of June 30, 2018, and the respective changes in financial position for the year then ended in accordance with accounting principles generally accepted in the United States of America.

Emphasis of Matter

As described in Note 2 and 15 to the financial statements, in 2018, the School District adopted new accounting guidance, Governmental Accounting Standards Board (GASB) Statement No. 75, *Accounting and Financial Reporting for Postemployment Benefits Other Than Pensions*, as amended by GASB Statement No. 85, *Omnibus 2017*. The School District restated beginning net position for the effect of GASB Statement No. 75. Our opinions are not modified with respect to this matter.

Other Matters

Required Supplementary Information

Accounting principles generally accepted in the United States of America require that the Management's Discussion and Analysis and required supplementary information listed in the table of contents be presented to supplement the basic financial statements. Such information, although not a part of the basic financial statements, is required by the Governmental Accounting Standards Board, who considers it to be an essential part of financial reporting for placing the basic financial statements in an appropriate operational, economic, or historical context. We have applied certain limited procedures to the required supplementary information in accordance with auditing standards generally accepted in the United States of America, which consisted of inquiries of management about the methods of preparing the information and comparing the information for consistency with management's responses to our inquiries, the basic financial statements, and other knowledge we obtained during our audit of the basic financial statements. We do not express an opinion or provide any assurance on the information because the limited procedures do not provide us with sufficient evidence to express an opinion or provide any assurance.

Other Information

Our audit was conducted for the purpose of forming opinions on the financial statements that collectively comprise the School District's basic financial statements. The accompanying supplementary information, as listed in the table of contents, is presented for the purposes of additional analysis and is not a required part of the basic financial statements. The *Schedule of Expenditures of Federal Awards* is presented for purposes of additional analysis as required by Title 2 U. S. Code of Federal Regulations (CFR) Part 200, Uniform Administrative Requirements, Cost Principles, and Audit Requirements for Federal Awards, and is also not a required part of the basic financial statements.

The accompanying supplementary information is the responsibility of management and was derived from and relates directly to the underlying accounting and other records used to prepare the basic financial statements. Such information has been subjected to the auditing procedures applied in the audit of the basic financial statements and certain additional procedures, including comparing and reconciling such information directly to the underlying accounting and other records used to prepare the basic financial statements or to the basic financial statements themselves, and other additional procedures in accordance with auditing standards generally accepted in the United States of America. In our opinion, the information is fairly stated, in all material respects, in relation to the basic financial statements taken as a whole.

Other Reporting Required by *Government Auditing Standards*

In accordance with *Government Auditing Standards*, we have also issued our report dated August 30, 2019 on our consideration of the School District's internal control over financial reporting and on our tests of its compliance with certain provisions of laws, regulations, contracts, and grant agreements and other matters. The purpose of that report is solely to describe the scope of our testing of internal control over financial reporting and compliance and the results of that testing, and not to provide an opinion on the effectiveness of the School District's internal control over financial reporting or on compliance. That report is an integral part of an audit performed in accordance with *Government Auditing Standards* in considering the School District's internal control over financial reporting and compliance.

A copy of this report has been filed as a permanent record in the office of the State Auditor and made available to the press of the State, as provided for by Official Code of Georgia Annotated section 50-6-24.

Respectfully submitted,

A handwritten signature in black ink, appearing to read "Greg S. Griffin". The signature is written in a cursive, flowing style.

Greg S. Griffin
State Auditor

(This page left intentionally blank)

SCHLEY COUNTY BOARD OF EDUCATION
MANAGEMENT'S DISCUSSION AND ANALYSIS
FOR THE FISCAL YEAR ENDED JUNE 30, 2018

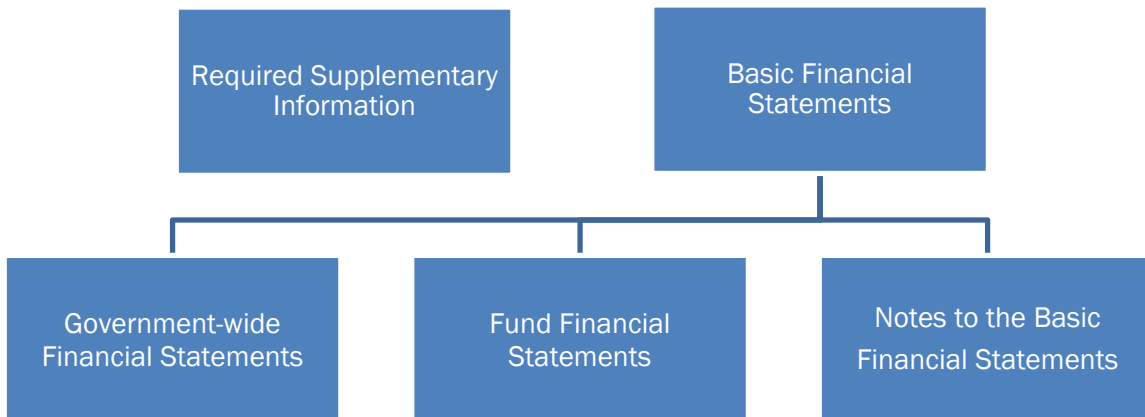
INTRODUCTION

The following discussion and analysis of the Schley County Board of Education (School District) introduces the basic financial statements for the fiscal year ended June 30, 2018. Management prepared this discussion that should be read in conjunction with the basic financial statements, footnotes, and supplementary information found in this report. This information taken collectively is designed to provide readers with an understanding of the School District's finances.

OVERVIEW OF THE FINANCIAL STATEMENTS

The School District's basic financial statements consist of three components: (1) government-wide financial statements, (2) fund financial statements, and (3) notes to the financial statements (see Table 1). The basic financial statements present two different views of the School District through the use of government-wide statements and fund financial statements. In addition to the basic financial statements, this report contains other supplementary information that will enhance the reader's understanding of the financial condition of the School District.

**Table 1
Required Components of Annual Financial Report**



FINANCIAL HIGHLIGHTS

Key financial highlights for fiscal year 2018 are as follows:

- In fiscal 2018, the School District adopted Governmental Accounting Standards Board (GASB) No. 75, *Accounting and Financial Reporting for Other Postemployment Benefits Other than Pensions*. This standard directly impacts the School District's liabilities and unrestricted net position on the government-wide financial statements and resulted in significant changes in how the School District reflects its future responsibilities and liabilities to its employees. The current financial stability of the organization is not materially impacted by the adoption of this standard.
- Beginning net position was restated resulting in a decrease of \$11.1 million for the implementation of GASB No. 75. This restatement is based on actuarial estimates and information is not available for the fiscal year 2017 comparative balances used throughout this discussion and analysis. See Note 15 in the Notes to the Basic Financial Statements for more information about the restatement of net position.

SCHLEY COUNTY BOARD OF EDUCATION
MANAGEMENT'S DISCUSSION AND ANALYSIS
FOR THE FISCAL YEAR ENDED JUNE 30, 2018

- The School District's net position decreased by 154.1% over the course of the year and was a negative \$3.8 million at June 30, 2018. This was directly related to the adoption of Governmental Accounting Standards Board (GASB) Statement No. 75, *Accounting and Financial Reporting for Postemployment Benefits Other than Pensions* (OPEB).
- During the year, the School District's expenses were approximately \$13.5 million and its revenues were approximately \$13.8 million. Revenues decreased by \$332 thousand from the prior year. Expenses increased by \$175 thousand from the prior year.
- The general fund reported an unassigned fund balance of \$2.8 million in current fiscal year and prior fiscal year.

Basic Financial Statements

The first two statements (Exhibits A and B) of the basic financial statements are the government-wide financial statements. They provide both short-term and long-term information about the School District's financial status.

The next statements (Exhibits C through G) are the fund financial statements. These statements focus on the activities of the individual parts of the School District's government and provide more detail than the government-wide statements. There are two types of funds presented in the fund financial statements: (1) governmental funds and (2) fiduciary funds.

The governmental fund statements tell how basic services such as regular and special education were financed in the short term as well as what remains for future spending.

Government-Wide Financial Statements

The government-wide financial statements are designed to provide the reader with a broad overview of the School District's finances in a format similar to the financial statements of a private-sector business. The government-wide statements provide short-term and long-term information about the School District's financial status as a whole.

The Statement of Net Position presents information on all of the School District's assets, deferred outflows, liabilities, and deferred inflows, with the difference between the four reported as net position. Over time, increases or decreases in net position may serve as a useful indicator of whether the financial position of the School District is improving or deteriorating.

The statement of activities presents information showing how the government's net position changed during the most recent fiscal year. All changes in net position are reported as soon as the underlying event giving rise to the change occurs, regardless of the timing of related cash flows. Thus, revenues and expenses are reported in this statement for some items that will only result in cash flows in future fiscal periods (e.g., uncollected taxes and earned but unused vacation leave).

These statements are presented using the economic resources measurement focus (accrual accounting), which is similar to the accounting used by most private-sector businesses. This basis of accounting includes all of the current year's revenues and expenditures regardless of when cash is received or paid.

The government-wide statements include the School District's basic services such as instruction, support services, food services, and enterprise operations. Property taxes and state and Federal grant funds finance most of these activities.

SCHLEY COUNTY BOARD OF EDUCATION
MANAGEMENT'S DISCUSSION AND ANALYSIS
FOR THE FISCAL YEAR ENDED JUNE 30, 2018

The School District adopted the Governmental Accounting Standard's Board's (GASB) Statement No. 75, *Accounting and Financial Reporting for Postemployment Benefits Other than Pensions* – which will replace GASB Statement No. 45. This statement required the Board of Education to restate fiscal year 2017 at transition (fiscal year 2018) through the recognition of a beginning net OPEB liability and a beginning deferred outflow of resources for its State Health Benefit Plan contributions made subsequent to the measurement date of the beginning net OPEB liability.

The OPEB liability discloses the School District's proportionate share of the collective net OPEB liability related to providing postemployment benefits to its employees. The School District participates in Georgia's State Health Benefit Plan. As a result of implementation of GASB No. 75, the School District is presenting a more significant deficit balance in unrestricted net position following fiscal year 2015's implementation of GASB No. 68 and GASB No.71. This is a reflection of the School District's future responsibility and liability to its employees for their health benefits when those employees retire. The School District makes the required contributions to the plan to ensure sufficient resources are available to make postemployment benefit payments.

Contributions to the OPEB plan fund current expenditures of the plan for active employees, current administrative fees, and a contribution into the OPEB plan for retirees. The contribution is determined by the Georgia State Health Benefit Plan administrators, not the School District.

Fund Financial Statements

A fund is a grouping of related accounts that is used to maintain control over resources that have been segregated for specific activities or objectives. The School District, like other state and local governments, uses fund accounting to ensure and demonstrate compliance with finance-related legal requirements. All of the funds of the School District can be divided into governmental funds or fiduciary funds.

Governmental Funds

Because the focus of governmental funds is narrower than that of the government -wide financial statements, it is useful to compare the information presented for governmental funds with similar information presented for governmental activities in the government-wide financial statements. By doing so, readers may better understand the long-term impact of the School District's near-term financing decisions. Both the governmental fund balance sheet and the governmental fund statement of revenues, expenditures, and changes in fund balances provide a reconciliation to facilitate this comparison between governmental funds and governmental activities.

The School District maintains several individual governmental funds. Information is presented separately in the governmental fund balance sheet and in the governmental fund statement of revenues, expenditures, and changes in fund balances for the general, capital projects and debt service funds, which are considered to be major funds.

Fiduciary Funds

These funds are used to account for resources held for clubs, organizations and others within the principals' accounts for which the School District is the trustee, or fiduciary. The School District is responsible for ensuring that the assets reported in the funds are used only for their intended purposes and by those to whom the assets belong.

SCHLEY COUNTY BOARD OF EDUCATION
MANAGEMENT'S DISCUSSION AND ANALYSIS
FOR THE FISCAL YEAR ENDED JUNE 30, 2018

Notes to the Financial Statements

The notes provide additional information that is essential to a full understanding of the data provided in the governmentwide and fund financial statements.

Other Information

In addition to the basic financial statements and accompanying notes, this report also presents certain required supplementary information such as the budgetary comparison schedules for the general fund as presented on a generally accepted accounting principles basis in this section. These schedules are intended to demonstrate the School District's compliance with the legally adopted and amended budgets.

GOVERNMENT-WIDE FINANCIAL ANALYSIS

As noted earlier, net position may serve over time as a useful indicator of a government's financial position. In the case of the School District, liabilities and deferred inflows exceeded assets and deferred outflows by \$3.8 million, which is a result of the adoption of Governmental Accounting Standards Board (GASB) Statement No. 75, *Accounting and Financial Reporting for Postemployment Benefits Other than Pensions* (OPEB).

The largest portion of the School District's net position is \$13.1 million, which reflects the School District's investment in capital assets (property, plant, and equipment) less any related debt used to acquire those assets that is still outstanding. The School District uses its assets to provide safe and secure facilities to the students. This portion of net position is not available for future spending.

The School District reports a restricted net position of \$684 thousand, which represents resources that are subject to external restrictions regarding how they may be used. These restricted net positions consist of SPLOST funds to be used for capital projects, USDA food inventory to be used for student meals, and debt service funds to be used for repayment of debt.

SCHLEY COUNTY BOARD OF EDUCATION
MANAGEMENT'S DISCUSSION AND ANALYSIS
FOR THE FISCAL YEAR ENDED JUNE 30, 2018

The remaining portion of the School District's net position is the unrestricted deficit balance of \$17.5 million. This deficit balance is a result of the current year adoption of the Governmental Accounting Standards Board (GASB) Statement No. 75, *Accounting and Financial Reporting for Postemployment Benefits Other than Pensions* (OPEB) and the fiscal year 2015 adoption the Governmental Accounting Standards Board (GASB) Statement No. 68, *Accounting and Financial Reporting for Pensions* and GASB Statement No. 71 (*Pension Transition for Contributions made subsequent to the measurement date – an amendment of GASB Statement No. 68*). More information about these reported liabilities can be found in Note 13 and 14 in the Notes to the Basic Financial Statements.

Table 2
Net Position

	Governmental Activities	
	Fiscal Year 2018	Fiscal Year 2017 (1)
Assets		
Current and Other Assets	\$ 5,921,063	\$ 5,884,191
Capital Assets, Net	15,003,313	14,917,924
Deferred Outflows of Resources	2,322,308	3,282,453
Total Assets and Deferred Outflows of Resources	23,246,684	24,084,568
Liabilities		
Current and Other Liabilities	2,288,713	2,508,709
Long Term Liabilities	23,141,071	14,420,706
Deferred Inflows of Resources	1,569,567	220,680
Total Liabilities and Deferred Inflows of Resources	26,999,351	17,150,095
Net Position		
Net Investment in Capital Assets	13,052,730	12,489,559
Restricted	683,673	379,853
Unrestricted (Deficit)	(17,489,070)	(5,934,939)
Total Net Position	\$ (3,752,667)	\$ 6,934,473

(1) Fiscal year 2017 balances do not reflect the effects of the restatement of net position.
See Note 15 in the Notes to the Basic Financial Statements for additional

Change in Net Position

Table 3 below provides a summary of the School District's change of net position for the current year and the change of net position for the prior fiscal year. Current net position increased \$384 thousand. The change in net position is attributed to changes in revenues and expenses that occurred during the normal course of business during the year. The capital grants and contributions revenues decreased by \$678 thousand because of funds received in prior year from GSFIC for building the new wing addition at the elementary school. The miscellaneous revenues increased by \$36 thousand due to additional fund-raising activities for the school activity accounts and the operating grants and contributions also increased by \$208 thousand because more funds allocated for the federal grants. These revenue changes reflected an overall decrease of \$332 thousand in revenues compared to last year. The expenses increased by \$175 thousand which are for items that occurred in the normal course of doing business during the year. The pupil service expenses increased due to an increase in

SCHLEY COUNTY BOARD OF EDUCATION
MANAGEMENT'S DISCUSSION AND ANALYSIS
FOR THE FISCAL YEAR ENDED JUNE 30, 2018

depreciation expense for the new additions to capital assets and the business administration expenses increased for salary increases given to the employees in that department. An increase in expenses is also reflected due to the adoption of the Governmental Accounting Standards Board (GASB) Statement No. 75, *Accounting and Financial Reporting Postemployment Benefits Other than Pensions* (OPEB). More information about this can be found in Note 13 of the Notes to the Basic Financial Statements.

The \$10.7 million reduction in net position from prior year is a result of the adoption of the Governmental Accounting Standards Board (GASB) Statement No. 75.

Table 3
Change in Net Position


	Governmental Activities	
	Fiscal Year 2018	Fiscal Year 2017 (1)
Revenue		
Program Revenues:		
Charges for Services	\$ 799,293	\$ 754,214
Operating Grants and Contributions	8,895,556	8,687,705
Capital Grants and Contributions	58,914	736,702
General Revenues:		
Property Taxes	2,196,656	2,177,462
Sales Taxes	339,673	318,813
Grants and Contributions not Restricted to Specific Programs	1,203,306	1,184,451
Miscellaneous and Investment Earnings	353,992	320,054
Total Revenues	<u>13,847,390</u>	<u>14,179,401</u>
Program Expenses		
Instruction	8,554,251	8,419,735
Support Services		
Pupil Services	726,209	630,772
Improvement of Instructional Services	72,120	56,653
Educational Media Services	275,660	270,621
General Administration	540,314	640,276
School Administration	786,893	761,199
Business Administration	195,874	177,114
Maintenance and Operation of Plant	1,016,813	1,003,656
Student Transportation Services	409,824	446,787
Central Support Services	49,700	45,182
Other Support Services	6,831	-
Operations of Non-Instructional Services		
Food Services	771,066	772,140
Interest on Short-Term and Long-Term Debt	58,206	64,619
Total Expenses	<u>13,463,761</u>	<u>13,288,754</u>
Increase net position	<u>\$ 383,629</u>	<u>\$ 890,647</u>

- (1) Fiscal year balances do not reflect the effects of the restatement of net position.
See Note 15 in the Notes to the Basic Financial Statements for additional information.

SCHLEY COUNTY BOARD OF EDUCATION
 MANAGEMENT'S DISCUSSION AND ANALYSIS
 FOR THE FISCAL YEAR ENDED JUNE 30, 2018

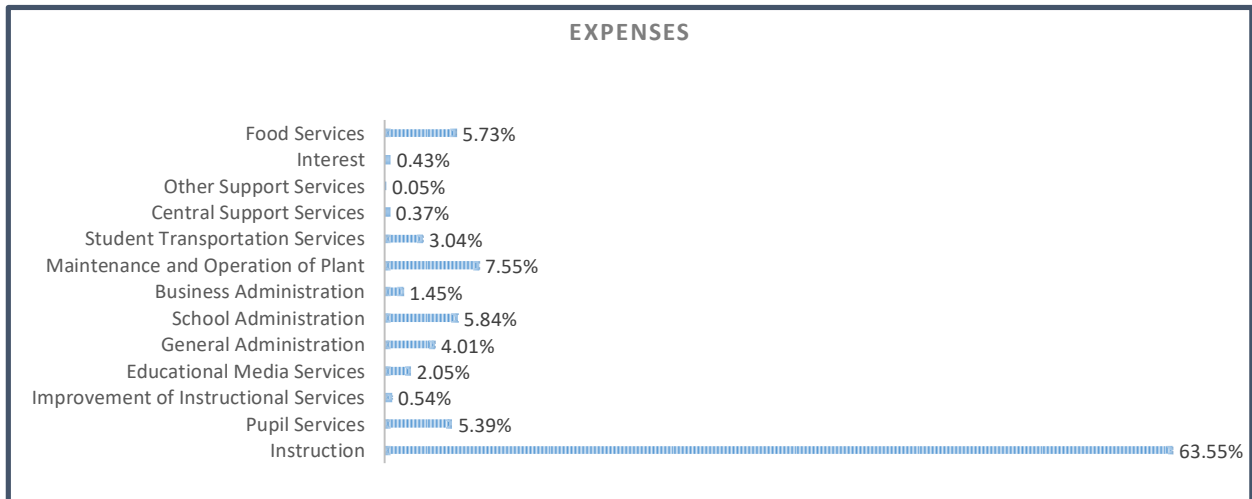
Revenues

The School District's total revenues were \$13.8 million for the year. This chart provides a breakdown of the revenue source categories and the percentage of each category. Operating grants and contributions are the largest category at 73.36%. Property taxes accounted for 15.86% of the School District's revenue.



Expenses

The School District's total expenses were \$13.5 million. This chart provides a breakdown of the expense categories and the percentage of each category. The School District's expenses are predominantly accounted for in the instructional category which accounts for 63.54% of the total cost which is the cost directly related to educating the students. Maintenance and operations accounted for 7.55% of the total cost which is the cost to keep the facilities comfortable, safe, and secure.



SCHLEY COUNTY BOARD OF EDUCATION
MANAGEMENT'S DISCUSSION AND ANALYSIS
FOR THE FISCAL YEAR ENDED JUNE 30, 2018

FINANCIAL ANALYSIS OF THE GOVERNMENTAL FUNDS

The focus of the School District's governmental funds is to provide information on near-term inflows and outflows, and balances of spendable resources. Such information is useful in assessing the School District's financing requirements. In particular, unassigned fund balance may serve as a useful measure of the School District's net resources available for spending at the end of the year.

At June 30, 2018, the School District's governmental funds reported a combined fund balance of approximately \$3.6 million (Table 4), which represents a net increase in fund balance of \$242 thousand. This increase is primarily due to the saving of SPLOST collections for the construction projects in the near future.

General Fund

The general fund is the primary operating fund of the School District. At the end of the fiscal year the total fund balance was \$3.0 million, representing an unassigned fund balance of \$2.8 million, and a restricted, non-spendable, and assigned fund balance of \$243 thousand.

The School District tries to maintain an available general fund balance of 15% of general fund expenditures for unforeseen needs or other opportunities that might arise in addition to meeting the cash flow needs of the School District. The School District currently has an available general fund balance of 21.77% of general fund expenditures.

Capital Projects Fund

The capital projects fund accounts for capital projects are managed by the School District. During the year \$571 thousand was transferred into the capital projects fund from the general fund to supplement the funding for the elementary school wing project and the elementary school renovations project. After expenditures of \$604 thousand, the capital projects fund had an increase in fund balance of \$321 thousand due to savings of SPLOST collections for the construction projects in the near future.

Debt Service Fund

The debt service fund is used to account for the repayment of bonds. A principal bond payment of \$215 thousand was made in fiscal year 2018 which reduced the fund balance. The Refunding Series 2010 is scheduled to be paid in full in fiscal year 2024.

**Table 4
Governmental Fund Balances**

	Governmental Funds	
	Fiscal Year 2018	Fiscal Year 2017
	General Fund	\$ 3,007,425
Capital Projects Fund	321,369	-
Debt Service Fund	238,710	240,674
Total	\$ 3,567,504	\$ 3,325,149

SCHLEY COUNTY BOARD OF EDUCATION
MANAGEMENT'S DISCUSSION AND ANALYSIS
FOR THE FISCAL YEAR ENDED JUNE 30, 2018

General Fund Budgeting Highlights

The School District's budget utilized a conservative approach based on limited information available. Emphasis was given to ensure financial stability and long-term stability while providing revenue enhancement, financial priorities, and discipline.

In the current year, the School District revised its budget periodically during the year to recognize new funding amounts from external sources, for state and federal grants. For fiscal year 2018, the School District's general fund had a favorable budget variance of \$611 thousand.

The \$528 thousand favorable revenue budget variance is attributable to more state funds revenue received than budgeted in the fiscal year. Also, the revenues for the various school accounts are not included in the budget.

The \$83 thousand favorable expenditure variance is attributable to a conservative budget approach and reviewing open positions vacated by retirees before filling these positions. This was offset by other expenditure categories, which were over budget for necessary expenditures arising during the year. Also, the expenditures for the various school accounts are not included in the budget.

The budget is a legally adopted document that incorporates input from the citizens of the School District and input from management of the School District, and the decisions of the School District regarding how to pay for the services that are provided to the students.

Capital Assets

At fiscal year ended June 30, 2018, the School District had \$15.0 million invested in capital assets, net of accumulated depreciation (Table 5). These assets include the buildings, property, and equipment owned by the School District. The capital assets increased by \$85 thousand due to the purchase of equipment and improving the buildings and facilities during the normal course of business throughout the year.

Additional information about the School District's capital assets can be found in the Notes of the Basic Financial Statements.

Table 5
Capital Assets
(Net of Depreciation)

	Governmental Activities	
	Fiscal Year	Fiscal Year
	2018	2017
Land	\$ 250,560	\$ 250,560
Construction in Progress	445,805	4,571,508
Building and Building Improvements	11,057,938	8,628,145
Equipment	842,416	846,779
Land Improvements	2,406,594	620,932
Total	\$ 15,003,313	\$ 14,917,924

SCHLEY COUNTY BOARD OF EDUCATION
MANAGEMENT'S DISCUSSION AND ANALYSIS
FOR THE FISCAL YEAR ENDED JUNE 30, 2018

CURRENT ISSUES

Currently known circumstances that are expected to have a significant effect on financial position or results of operations in future years are as follows:

- Renovations to the elementary school are currently in progress and should be completed at the end of next school year. The elementary car ride loop will be re-designed and paved to help improve traffic flow from Hwy 19. The School District is paving an additional entrance/exit to the high school to accommodate the traffic flow. The School District will use the capital projects funds, state funds, and general funds for these projects.

REQUESTS FOR INFORMATION

This report is designed to provide an overview of the Board's finances for those with an interest in this area. Questions concerning any of the information found in this report or requests for additional information should be directed to Gina Kirby, Director of Finance, Schley County Board of Education, 161 Perry Drive, Ellaville, GA 31806. One may also call (229) 937-2405, visit our website www.schleyk12.org or send an email to gkirby@schleyk12.org.

SCHLEY COUNTY BOARD OF EDUCATION

SCHLEY COUNTY BOARD OF EDUCATION
STATEMENT OF NET POSITION
JUNE 30, 2018

EXHIBIT "A"

		GOVERNMENTAL ACTIVITIES
<u>ASSETS</u>		
Cash and Cash Equivalents	\$	4,048,945.15
Investments		250,000.00
Accounts Receivable, Net		
Interest		623.63
Taxes		183,067.48
State Government		1,184,225.40
Federal Government		223,149.61
Other		21,346.16
Inventories		9,705.41
Capital Assets, Non-Depreciable		696,365.05
Capital Assets, Depreciable (Net of Accumulated Depreciation)		14,306,948.03
Total Assets		20,924,375.92
<u>DEFERRED OUTFLOWS OF RESOURCES</u>		
Related to Deferred Amounts on Refunding of Debt		11,192.31
Related to Defined Benefit Pension Plan		1,931,263.00
Related to OPEB Plan		379,852.00
Total Deferred Outflows of Resources		2,322,307.31
<u>LIABILITIES</u>		
Accounts Payable		170,369.14
Salaries and Benefits Payable		1,372,074.79
Payroll Withholdings Payable		171,872.87
Interest Payable		27,973.96
Contracts Payable		359,073.34
Retainages Payable		39,897.04
Deposits and Unearned Revenue		147,451.58
Net Pension Liability		10,927,975.00
Net OPEB Liability		10,650,291.00
Long-Term Liabilities		
Due Within One Year		236,707.31
Due in More Than One Year		1,326,097.50
Total Liabilities		25,429,783.53
<u>DEFERRED INFLOWS OF RESOURCES</u>		
Related to Defined Benefit Pension Plan		562,118.00
Related to OPEB Plan		1,007,449.00
Total Deferred Inflows of Resources		1,569,567.00
<u>NET POSITION</u>		
Net Investment in Capital Assets		13,052,730.20
Restricted for		
Continuation of Federal Programs		140,302.96
Debt Service		241,859.69
Capital Projects		301,510.33
Unrestricted (Deficit)		(17,489,070.48)
Total Net Position	\$	(3,752,667.30)

SCHLEY COUNTY BOARD OF EDUCATION
STATEMENT OF ACTIVITIES
FOR THE YEAR ENDED JUNE 30, 2018

	EXPENSES	CHARGES FOR SERVICES
<u>GOVERNMENTAL ACTIVITIES</u>		
Instruction	\$ 8,554,251.02	\$ 612,025.49
Support Services		
Pupil Services	726,208.70	-
Improvement of Instructional Services	72,120.20	-
Educational Media Services	275,659.62	-
General Administration	540,314.09	-
School Administration	786,892.48	-
Business Administration	195,873.86	-
Maintenance and Operation of Plant	1,016,812.91	-
Student Transportation Services	409,824.28	-
Central Support Services	49,700.00	-
Other Support Services	6,831.21	-
Operations of Non-Instructional Services		
Food Services	771,066.28	187,267.08
Interest on Short-Term and Long-Term Debt	58,206.15	-
	\$ 13,463,760.80	\$ 799,292.57
General Revenues		
Taxes		
Property Taxes		
For Maintenance and Operations		
For Debt Service		
Railroad Cars		
Sales Taxes		
Special Purpose Local Option Sales Tax		
For Capital Projects		
Other Sales Tax		
Grants and Contributions not Restricted to Specific Programs		
Investment Earnings		
Miscellaneous		
Total General Revenues		
Change in Net Position		
Net Position - Beginning of Year (Restated)		
Net Position - End of Year		

EXHIBIT "B"

PROGRAM REVENUES			NET (EXPENSES)
OPERATING	CAPITAL		REVENUES
GRANTS AND	GRANTS AND		AND CHANGES IN
CONTRIBUTIONS	CONTRIBUTIONS		NET POSITION
\$ 6,649,577.50	\$ -	\$	(1,292,648.03)
56,033.09	-		(670,175.61)
73,272.16	-		1,151.96
179,354.00	-		(96,305.62)
439,427.92	-		(100,886.17)
386,467.00	-		(400,425.48)
4,506.50	-		(191,367.36)
390,880.32	58,913.90		(567,018.69)
195,884.39	-		(213,939.89)
-	-		(49,700.00)
-	-		(6,831.21)
-	-		-
520,152.88	-		(63,646.32)
-	-		(58,206.15)
<u>\$ 8,895,555.76</u>	<u>\$ 58,913.90</u>	\$	<u>(3,709,998.57)</u>

1,913,746.71
268,691.65
14,218.10

314,852.71
24,820.07
1,203,306.00
2,598.61
351,393.45

4,093,627.30

383,628.73

(4,136,296.03)

\$ (3,752,667.30)

SCHLEY COUNTY BOARD OF EDUCATION
BALANCE SHEET
GOVERNMENTAL FUNDS
JUNE 30, 2018

EXHIBIT "C"

	GENERAL FUND	CAPITAL PROJECTS FUND	DEBT SERVICE FUND	TOTAL
<u>ASSETS</u>				
Cash and Cash Equivalents	\$ 3,180,784.12	\$ 635,078.18	\$ 233,082.85	\$ 4,048,945.15
Investments	250,000.00	-	-	250,000.00
Accounts Receivable, Net				
Interest	623.63	-	-	623.63
Taxes	139,828.05	26,347.31	16,892.12	183,067.48
State Government	1,125,311.50	58,913.90	-	1,184,225.40
Federal Government	223,149.61	-	-	223,149.61
Other	21,346.16	-	-	21,346.16
Inventories	9,705.41	-	-	9,705.41
	<hr/>	<hr/>	<hr/>	<hr/>
Total Assets	\$ 4,950,748.48	\$ 720,339.39	\$ 249,974.97	\$ 5,921,062.84
<u>LIABILITIES</u>				
Accounts Payable	\$ 170,369.14	\$ -	\$ -	\$ 170,369.14
Salaries and Benefits Payable	1,372,074.79	-	-	1,372,074.79
Payroll Withholdings Payable	171,872.87	-	-	171,872.87
Contracts Payable	-	359,073.34	-	359,073.34
Retainages Payable	-	39,897.04	-	39,897.04
Deposits and Unearned Revenue	147,451.58	-	-	147,451.58
	<hr/>	<hr/>	<hr/>	<hr/>
Total Liabilities	1,861,768.38	398,970.38	-	2,260,738.76
<u>DEFERRED INFLOWS OF RESOURCES</u>				
Unavailable Revenue - Property Taxes	81,555.06	-	11,264.90	92,819.96
	<hr/>	<hr/>	<hr/>	<hr/>
<u>FUND BALANCES</u>				
Nonspendable	9,705.41	-	-	9,705.41
Restricted	130,597.55	321,369.01	238,710.07	690,676.63
Assigned	102,454.49	-	-	102,454.49
Unassigned	2,764,667.59	-	-	2,764,667.59
	<hr/>	<hr/>	<hr/>	<hr/>
Total Fund Balances	3,007,425.04	321,369.01	238,710.07	3,567,504.12
	<hr/>	<hr/>	<hr/>	<hr/>
Total Liabilities, Deferred Inflows of Resources, and Fund Balances	\$ 4,950,748.48	\$ 720,339.39	\$ 249,974.97	\$ 5,921,062.84

SCHLEY COUNTY BOARD OF EDUCATION
RECONCILIATION OF THE GOVERNMENTAL FUNDS BALANCE SHEET
TO THE STATEMENT OF NET POSITION
JUNE 30, 2018

EXHIBIT "D"

Total fund balances - governmental funds (Exhibit "C") \$ 3,567,504.12

Amounts reported for governmental activities in the Statement of Net Position are different because:

Capital assets used in governmental activities are not financial resources and therefore are not reported in the funds.

Land	\$	250,560.00	
Construction in progress		445,805.05	
Buildings and improvements		15,126,637.07	
Equipment		2,397,178.92	
Land improvements		3,438,724.41	
Accumulated depreciation		<u>(6,655,592.37)</u>	15,003,313.08

Some liabilities are not due and payable in the current period and, therefore, are not reported in the funds.

Net pension liability	\$	(10,927,975.00)	
Net OPEB liability		<u>(10,650,291.00)</u>	(21,578,266.00)

Deferred outflows and inflows of resources related to pensions are applicable to future periods and, therefore, are not reported in the funds.

Related to pensions	\$	1,369,145.00	
Related to OPEB		<u>(627,597.00)</u>	741,548.00

Taxes that are not available to pay for current period expenditures are deferred in the funds.

92,819.96

Long-term liabilities, including bonds payable, are not due and payable in the current period and therefore are not reported as liabilities in the funds.

Long-term liabilities at year-end consist of:

Bonds payable	\$	(1,515,000.00)	
Accrued interest		(27,973.96)	
Loss on refunding		11,192.31	
Unamortized bond premiums		<u>(47,804.81)</u>	<u>(1,579,586.46)</u>

Net position of governmental activities (Exhibit "A") \$ (3,752,667.30)

SCHLEY COUNTY BOARD OF EDUCATION
STATEMENT OF REVENUES, EXPENDITURES AND CHANGES IN FUND BALANCES
GOVERNMENTAL FUNDS
YEAR ENDED JUNE 30, 2018

EXHIBIT "E"

	GENERAL FUND	CAPITAL PROJECTS FUND	DEBT SERVICE FUND	TOTAL
<u>REVENUES</u>				
Property Taxes	\$ 1,923,536.33	\$ -	\$ 261,294.44	\$ 2,184,830.77
Sales Taxes	21,812.83	314,852.71	3,007.24	339,672.78
State Funds	9,061,260.65	58,913.90	-	9,120,174.55
Federal Funds	1,039,141.11	-	-	1,039,141.11
Charges for Services	799,292.57	-	-	799,292.57
Investment Earnings	2,501.70	-	96.91	2,598.61
Miscellaneous	351,393.45	-	-	351,393.45
	<hr/>	<hr/>	<hr/>	<hr/>
Total Revenues	13,198,938.64	373,766.61	264,398.59	13,837,103.84
<u>EXPENDITURES</u>				
Current				
Instruction	8,093,628.97	-	-	8,093,628.97
Support Services				
Pupil Services	574,079.95	-	-	574,079.95
Improvement of Instructional Services	72,120.20	-	-	72,120.20
Educational Media Services	270,504.35	-	-	270,504.35
General Administration	534,536.66	-	-	534,536.66
School Administration	774,926.23	-	-	774,926.23
Business Administration	192,842.41	-	-	192,842.41
Maintenance and Operation of Plant	1,034,761.95	13,750.00	-	1,048,511.95
Student Transportation Services	363,003.70	-	-	363,003.70
Central Support Services	49,700.00	-	-	49,700.00
Other Support Services	6,831.21	-	-	6,831.21
Food Services Operation	737,583.40	-	-	737,583.40
Capital Outlay	-	590,116.97	-	590,116.97
Debt Services				
Principal	-	-	215,000.00	215,000.00
Dues and Fees	-	-	1,000.00	1,000.00
Interest	-	-	70,362.50	70,362.50
	<hr/>	<hr/>	<hr/>	<hr/>
Total Expenditures	12,704,519.03	603,866.97	286,362.50	13,594,748.50
Excess of Revenues over (under) Expenditures	<hr/>	<hr/>	<hr/>	<hr/>
	494,419.61	(230,100.36)	(21,963.91)	242,355.34
<u>OTHER FINANCING SOURCES (USES)</u>				
Transfer in	-	571,469.37	20,000.00	591,469.37
Transfer out	(571,469.37)	(20,000.00)	-	(591,469.37)
	<hr/>	<hr/>	<hr/>	<hr/>
Total Other Financing Sources (Uses)	(571,469.37)	551,469.37	20,000.00	-
Net Change in Fund Balances	(77,049.76)	321,369.01	(1,963.91)	242,355.34
Fund Balances - Beginning	<hr/>	<hr/>	<hr/>	<hr/>
	3,084,474.80	-	240,673.98	3,325,148.78
Fund Balances - Ending	<hr/>	<hr/>	<hr/>	<hr/>
	\$ 3,007,425.04	\$ 321,369.01	\$ 238,710.07	\$ 3,567,504.12

SCHLEY COUNTY BOARD OF EDUCATION
RECONCILIATION OF THE GOVERNMENTAL FUNDS STATEMENT OF
REVENUES, EXPENDITURES AND CHANGES IN FUND BALANCES
TO THE STATEMENT OF ACTIVITIES
JUNE 30, 2018

EXHIBIT "F"

Net change in fund balances total governmental funds (Exhibit "E") \$ 242,355.34

Amounts reported for governmental activities in the Statement of Activities are different because:

Governmental funds report capital outlays as expenditures. However, in the Statement of Activities, the cost of capital assets is allocated over their estimated useful lives as depreciation expense.

Capital outlay	\$ 690,987.97	
Depreciation expense	<u>(605,598.75)</u>	85,389.22

Taxes reported in the Statement of Activities that do not provide current financial resources are not reported as revenues in the funds.		11,825.69
--	--	-----------

The issuance of long-term debt provides current financial resources to governmental funds, while the repayment of the principal of long-term debt consumes the current financial resources of governmental funds. Neither transaction, however, has any effect on net position. Also, governmental funds report the effect of premiums, discounts and the difference between the carrying value of refunded debt and the acquisition cost of refunded debt when debt is first issued. These amounts are deferred and amortized in the Statement of Activities.

Bond principal retirements	\$ 215,000.00	
Amortization of bond premium	11,707.31	
Amortization of loss on refunding	<u>(2,238.46)</u>	224,468.85

District pension and OPEB liabilities contributions are reported as expenditures in the governmental funds when made. However, they are reported as deferred outflows of resources in the Statement of Net Position because the reported net pension and OPEB liability is measured a year before the School District's report date. Pension and OPEB expense, which is the change in the net pension liability adjusted for changes in deferred outflows and inflows of resources related to pensions and OPEB, is reported in the Statement of Activities.

Pension expense	\$ 24,021.13	
OPEB Expense	<u>(207,119.00)</u>	(183,097.87)

Some items reported in the Statement of Activities do not require the use of current financial resources and therefore are not reported as expenditures in governmental funds. These activities consist of:

Accrued interest on issuance of bonds		<u>2,687.50</u>
---------------------------------------	--	-----------------

Change in net position of governmental activities (Exhibit "B")		<u>\$ 383,628.73</u>
---	--	----------------------

SCHLEY COUNTY BOARD OF EDUCATION
STATEMENT OF FIDUCIARY NET POSITION
FIDUCIARY FUNDS
JUNE 30, 2018

EXHIBIT "G"

	<u>AGENCY FUNDS</u>
<u>ASSETS</u>	
Cash and Cash Equivalents	\$ <u>51,030.53</u>
<u>LIABILITIES</u>	
Accounts Payable	\$ 1,935.00
Funds Held for Others	<u>49,095.53</u>
 Total Liabilities	 \$ <u>51,030.53</u>

(This page left intentionally blank)

NOTE 1: DESCRIPTION OF SCHOOL DISTRICT AND REPORTING ENTITY

REPORTING ENTITY

The Schley County Board of Education (School District) was established under the laws of the State of Georgia and operates under the guidance of a board elected by the voters and a Superintendent appointed by the Board. The School District is organized as a separate legal entity and has the power to levy taxes and issue bonds. Its budget is not subject to approval by any other entity. Accordingly, the School District is a primary government and consists of all the organizations that compose its legal entity.

NOTE 2: SUMMARY OF SIGNIFICANT ACCOUNTING POLICIES

The accompanying financial statements of the School District have been prepared in conformity with generally accepted accounting principles (GAAP) as prescribed by the Governmental Accounting Standards Board (GASB). GASB is the accepted standard-setting body for governmental accounting and financial reporting principles. The most significant of the School District's accounting policies are described below.

BASIS OF PRESENTATION

The School District's basic financial statements are collectively comprised of the government-wide financial statements, fund financial statements and notes to the basic financial statements. The government-wide statements focus on the School District as a whole, while the fund financial statements focus on major funds. Each presentation provides valuable information that can be analyzed and compared between years and between governments to enhance the information's usefulness.

GOVERNMENT-WIDE STATEMENTS:

The Statement of Net Position and the Statement of Activities display information about the financial activities of the overall School District, except for fiduciary activities. Eliminations have been made to minimize the double counting of internal activities. Governmental activities generally are financed through taxes, intergovernmental revenues, and other nonexchange transactions.

The Statement of Net Position presents the School District's non-fiduciary assets and liabilities, with the difference reported as net position. Net position is reported in three categories as follows:

1. **Net investment in capital assets** consists of the School District's total investment in capital assets, net of accumulated depreciation, and reduced by outstanding debt obligations related to those capital assets. To the extent debt has been incurred but not yet expended for capital assets, such amounts are not included as a component of net investment in capital assets.
2. **Restricted net position** consists of resources for which the School District is legally or contractually obligated to spend in accordance with restrictions imposed by external third parties or imposed by law through constitutional provisions or enabling legislation.
3. **Unrestricted net position** consists of resources not meeting the definition of the two preceding categories. Unrestricted net position often has constraints on resources imposed by management which can be removed or modified.

The Statement of Activities presents a comparison between direct expenses and program revenues for each function of the School District's governmental activities.

Direct expenses are those that are specifically associated with a program or function and, therefore, are clearly identifiable to a particular function. Indirect expenses (expenses of the School District related to the administration and support of the School District's programs, such as office and maintenance personnel and accounting) are not allocated to programs.

Program revenues include (a) charges paid by the recipients of goods or services offered by the programs and (b) grants and contributions that are restricted to meeting the operational or capital requirements of a particular program. Revenues that are not classified as program revenues, including all taxes, are presented as general revenues.

FUND FINANCIAL STATEMENTS

The fund financial statements provide information about the School District's funds, including fiduciary funds. Eliminations have been made to minimize the double counting of internal activities. Separate financial statements are presented for governmental and fiduciary funds. The emphasis of fund financial statements is on major governmental funds, each displayed in a separate column.

The School District reports the following major governmental funds:

- The general fund is the School District's primary operating fund. It accounts for and reports all financial resources not accounted for and reported in another fund.
- The capital projects fund accounts for and reports financial resources including Education Special Purpose Local Option Sales Tax (ESPLOST) and grants from Georgia State Financing and Investment Commission that are restricted, committed or assigned for capital outlay expenditures, including the acquisition or construction of capital facilities and other capital assets.
- The debt service fund accounts for and reports financial resources that are restricted, committed, or assigned including taxes (property and sales) legally restricted for the payment of general long-term principal and interest.

The School District reports the following fiduciary fund type:

- Agency funds are used to report resources held by the School District in a purely custodial capacity (assets equal liabilities) and do not involve measurement of results of operations.

BASIS OF ACCOUNTING

The basis of accounting determines when transactions are reported on the financial statements. The government-wide and fiduciary fund financial statements are reported using the economic resources measurement focus and the accrual basis of accounting. Revenues are recorded when earned and expenses are recorded at the time liabilities are incurred, regardless of when the related cash flows take place. Nonexchange transactions, in which the School District gives (or receives) value without directly receiving (or giving) equal value in exchange, include property taxes, sales taxes and grants. On an accrual basis, revenue from property taxes is recognized in the fiscal year for which the taxes are levied. Revenue from sales taxes is recognized in the fiscal year in which the underlying transaction (sale) takes place. Revenue from grants is recognized in the fiscal year in which all eligibility requirements have been satisfied.

The School District uses funds to report on its financial position and the results of its operations. Fund accounting is designed to demonstrate legal compliance and to aid financial management by segregating transactions related to certain governmental functions or activities. A fund is a separate accounting entity with a self-balancing set of accounts.

Governmental funds are reported using the current financial resources measurement focus and the modified accrual basis of accounting. Under this method, revenues are recognized when measurable and available. The School District considers all revenues reported in the governmental funds to be available if they are collected within sixty days after year-end. The School District considers all intergovernmental revenues to be available if they are collected within 120 days after year-end. Property taxes, sales taxes and interest are considered to be susceptible to accrual. Expenditures are recorded when the related fund liability is incurred, except for principal and interest on general long-

term debt, which are recognized as expenditures to the extent they have matured. Capital asset acquisitions are reported as expenditures in governmental funds. Proceeds of general long-term liabilities are reported as other financing sources.

The School District funds certain programs by a combination of specific cost-reimbursement grants, categorical grants, and general revenues. Thus, when program costs are incurred, there are both restricted and unrestricted net assets available to finance the program. It is the School District's policy to first apply grant resources to such programs, followed by cost-reimbursement grants, then general revenues.

NEW ACCOUNTING PRONOUNCEMENTS

In fiscal year 2018, the School District adopted Governmental Accounting Standards Board (GASB) Statement No. 75, *Accounting and Financial Reporting for Postemployment Benefits Other than Pensions*. This statement establishes standards for recognizing and measuring liabilities, deferred outflows of resources, deferred inflows of resources, and expense/expenditures. For defined benefit OPEB, this statement identifies the methods and assumptions that are required to be used to project benefit payments, discount projected benefit payments to their actuarial present value, and attribute that present value to periods of employee service. Note disclosure and required supplementary information requirements about defined benefit OPEB also are addressed. The adoption of this statement has a significant impact on the School District's financial statements. As noted in the Restatement of Net Position note disclosure, the School District restated beginning net position for the cumulative effect of this accounting change.

In fiscal year 2018, the School District adopted Governmental Accounting Standards Board (GASB) Statement No. 81, *Irrevocable Split-Interest Agreements*. This statement requires that a government that receives resources pursuant to an irrevocable split-interest agreement recognize assets, liabilities, and deferred inflows of resources at the inception of the agreement. Furthermore, this statement requires that a government recognize assets representing its beneficial interests in irrevocable split-interest agreements that are administered by a third party, if the government controls the present service capacity of the beneficial interests. This statement requires that a government recognize revenue when the resources become applicable to the reporting period. The adoption of this statement does not have a significant impact on the School District's financial statement.

In fiscal year 2018, the School District adopted Governmental Accounting Standards Board (GASB) Statement No. 85, *Omnibus 2017*. The objective of this statement is to address practice issues that have been identified during implementation and application of certain GASB Statements. This statement addresses a variety of topics including issues related to blending component units, goodwill, fair value measurement and application, and postemployment benefits (pensions and other postemployment benefits [OPEB]). The adoption of this statement does not have a significant impact on the School District's financial statement.

In fiscal year 2018, the School District adopted Governmental Accounting Standards Board (GASB) Statement No. 86, *Certain Debt Extinguishment Issues*. The primary objective of this statement is to improve consistency in accounting and financial reporting for in-substance defeasance of debt by providing guidance for transactions in which cash and other monetary assets acquired with only existing resources—resources other than the proceeds of refunding debt—are placed in an irrevocable trust for the sole purpose of extinguishing debt. This statement also improves accounting and financial reporting for prepaid insurance on debt that is extinguished and notes to financial statements for debt that is defeased in substance. The adoption of this statement does not have a significant impact on the School District's financial statement.

CASH AND CASH EQUIVALENTS

Cash and cash equivalents consist of cash on hand, demand deposits, investments in the State of Georgia local government investment pool (Georgia Fund 1) and short-term investments with original maturities of three months or less from the date of acquisition in authorized financial institutions.

SCHLEY COUNTY BOARD OF EDUCATION
NOTES TO THE BASIC FINANCIAL STATEMENTS
JUNE 30, 2018

EXHIBIT "H"

Official Code of Georgia Annotated (O.C.G.A.) §45-8-14 authorizes the School District to deposit its funds in one or more solvent banks, insured Federal savings and loan associations or insured chartered building and loan associations.

INVESTMENTS

The School District can invest its funds as permitted by O.C.G.A. §36-83-4. In selecting among options for investment or among institutional bids for deposits, the highest rate of return shall be the objective, given equivalent conditions of safety and liquidity.

Investments made by the School District in nonparticipating interest-earning contracts (such as certificates of deposit) and repurchase agreements are reported at cost. Participating interest-earning contracts and money market investments with a maturity at purchase of one year or less are reported at amortized cost. All other investments are reported at fair value.

For accounting purposes, certificates of deposit are classified as investments if they have an original maturity greater than three months when acquired.

RECEIVABLES

Receivables consist of amounts due from property and sales taxes, grant reimbursements due on Federal, State or other grants for expenditures made but not reimbursed and other receivables disclosed from information available. Receivables are recorded when either the asset or revenue recognition criteria has been met. Receivables recorded on the basic financial statements do not include any amounts which would necessitate the need for an allowance for uncollectible receivables.

INVENTORIES

Food Inventories

On the basic financial statements, inventories of donated food commodities used in the preparation of meals are reported at their Federally assigned value and purchased foods inventories are reported at cost (calculated on the first-in, first-out basis). The School District uses the consumption method to account for inventories whereby donated food commodities are recorded as an asset and as revenue when received, and expenses/expenditures are recorded as the inventory items are used. Purchased foods are recorded as an asset when purchased and expenses/expenditures are recorded as the inventory items are used.

CAPITAL ASSETS

On the government-wide financial statements, capital assets are recorded at cost where historical records are available and at estimated historical cost based on appraisals or deflated current replacement cost where no historical records exist. Donated capital assets are recorded at the acquisition value on the date donated. The cost of normal maintenance and repairs that do not add to the value of assets or materially extend the useful lives of the assets is not capitalized. The School District does not capitalize book collections or works of art.

Capital acquisition and construction are recorded as expenditures in the governmental fund financial statements at the time of purchase (including ancillary charges), and the related assets are reported as capital assets in the governmental activities column in the government-wide financial statements.

Depreciation is computed using the straight-line for all assets, except land, and is used to allocate the actual or estimated historical cost of capital assets over estimated useful lives.

SCHLEY COUNTY BOARD OF EDUCATION
 NOTES TO THE BASIC FINANCIAL STATEMENTS
 JUNE 30, 2018

EXHIBIT "H"

Capitalization thresholds and estimated useful lives of capital assets reported in the government-wide statements are as follows:

	Capitalization Policy	Estimated Useful Life
Land	ALL	N/A
Construction in Progress	ALL	N/A
Land Improvements	\$ 5,000.00	Up to 15 years
Buildings and Improvements	\$ 5,000.00	10 to 60 years
Equipment	\$ 5,000.00	up to 15 years
Intangible Assets	\$ 100,000.00	10 to 20 years

DEFERRED OUTFLOWS/INFLOWS OF RESOURCES

In addition to assets, the statement of financial position will report a separate section for deferred outflows of resources. This separate financial statement element, represents a consumption of resources that applies to a future period(s) and therefore will not be recognized as an outflow of resources (expense/expenditure) until then.

In addition to liabilities, the statement of financial position will report a separate section for deferred inflows of resources. This separate financial statement element represents an acquisition of resources that applies to a future period(s) and therefore will not be recognized as an inflow of resources (revenue) until that time.

LONG-TERM LIABILITIES AND BOND DISCOUNTS/PREMIUMS

In the School District's government-wide financial statements, outstanding debt is reported as liabilities. Bond premiums and discounts and the difference between the reacquisition price and the net carrying value of refunded debt are deferred and amortized over the life of the bonds using the straight-line method. To conform to generally accepted accounting principles, bond premiums and discounts should be amortized using the effective interest method. The effect of this deviation is deemed to be immaterial to the fair presentation of the basic financial statements. Bond issuance costs are recognized as an outflow of resources in the fiscal year in which the bonds are issued.

In the governmental fund financial statements, the School District recognizes the proceeds of debt and premiums as other financing sources of the current period. Bond issuance costs are reported as debt service expenditures.

PENSIONS

For purposes of measuring the net pension liability, deferred outflows of resources and deferred inflows of resources related to pensions, and pension expense, information about the pension plan's fiduciary net position and additions to/deductions from the plan's fiduciary net position have been determined on the same basis as they are reported by the plan. For this purpose, benefit payments (including refunds of employee contributions) are recognized when due and payable in accordance with the benefit terms. Investments are reported at fair value.

POSTEMPLOYMENT BENEFITS OTHER THAN PENSIONS (OPEB)

For purposes of measuring the net OPEB liability, deferred outflows of resources and deferred inflows of resources related to OPEB, and OPEB expense, information about the fiduciary net position of the Georgia School Employees Postemployment Benefit Fund (School OPEB Fund) and additions to/deductions from School OPEB Fund fiduciary net position have been determined on the same basis as they are reported by School OPEB Fund. For this purpose, benefit payments are recognized when due and payable in accordance with the benefit terms. Investments are reported at fair value.

FUND BALANCES

Fund balance for governmental funds is reported in classifications that comprise a hierarchy based primarily on the extent to which the government is bound to honor constraints on the specific purposes for which amounts in those funds can be spent.

The School District's fund balances are classified as follows:

Nonspendable consists of resources that cannot be spent either because they are in a nonspendable form or because they are legally or contractually required to be maintained intact.

Restricted consists of resources that can be used only for specific purposes pursuant constraints either (1) externally imposed by creditors, grantors, contributors, or laws and regulations of other governments or (2) imposed by law through constitutional provisions or enabling legislation.

Committed consists of resources that can be used only for specific purposes pursuant to constraints imposed by formal action of the Board. The Board is the School District's highest level of decision-making authority, and the formal action that is required to be taken to establish, modify, or rescind a fund balance commitment is a resolution approved by the Board. Committed fund balance also should incorporate contractual obligations to the extent that existing resources in the fund have been specifically committed for use in satisfying those contractual requirements.

Assigned consists of resources constrained by the School District's intent to be used for specific purposes, but are neither restricted nor committed. The intent should be expressed by (1) the Board or (2) the budget or finance committee, or the Superintendent, or designee, to assign amounts to be used for specific purposes.

Unassigned consists of resources within the general fund not meeting the definition of any aforementioned category. The general fund should be the only fund that reports a positive unassigned fund balance amount. In other governmental funds, it may be necessary to report a negative unassigned fund balance.

USE OF ESTIMATES

The preparation of the financial statements in conformity with accounting principles generally accepted in the United States requires management to make estimates and assumptions that affect the amounts reported in the financial statements and accompanying notes. Actual results may differ from those estimates.

PROPERTY TAXES

The Schley County Board of Commissioners adopted the property tax levy for the 2017 tax digest year (calendar year) on September 12, 2017 (levy date) based on property values as of January 1, 2017. Taxes were due on December 20, 2017 (lien date). Taxes collected within the current fiscal year or within 60 days after year-end on the 2017 tax digest are reported as revenue in the governmental funds for fiscal year 2018. The Schley County Tax Commissioner bills and collects the property taxes for the School District, withholds 2.5% of taxes collected as a fee for tax collection and remits the balance of taxes collected to the School District. Property tax revenues, at the fund reporting level, during the fiscal year ended June 30, 2018, for maintenance and operations amounted to \$1,756,572.66 and for school bonds amounted to \$242,730.73.

SCHLEY COUNTY BOARD OF EDUCATION
NOTES TO THE BASIC FINANCIAL STATEMENTS
JUNE 30, 2018

EXHIBIT "H"

The tax millage rates levied for the 2017 tax year (calendar year) for the School District were as follows (a mill equals \$1 per thousand dollars of assessed value):

School Operations	16.679 mills
School Bonds	<u>2.300</u> mills
	<u>18.979</u> mills

Additionally, Title Ad Valorem Tax revenues, at the fund reporting level, amounted to \$171,309.28 during fiscal year ended June 30, 2018.

SALES TAXES

Education Special Purpose Local Option Sales Tax (ESPLOST), at the fund reporting level, during the year amounted to \$314,852.71 and is to be used for capital outlay for educational purposes or debt service. This sales tax was authorized by local referendum and the sales tax must be re-authorized at least every five years.

NOTE 3: BUDGETARY DATA

The budget is a complete financial plan for the School District's fiscal year, and is based upon careful estimates of expenditures together with probable funding sources. The budget is legally adopted each year for the general, debt service and capital projects funds. There is no statutory prohibition regarding over expenditure of the budget at any level. The budget for all governmental funds, except the various school activity (principal) accounts, is prepared and adopted by fund, function and object. The legal level of budgetary control was established by the Board at the aggregate function level. The budget for the general fund was prepared in accordance with accounting principles generally accepted in the United States of America.

The budgetary process begins with the School District's administration presenting an initial budget for the Board's review. The administration makes revisions as necessary based on the Board's guidelines, and a tentative budget is approved. After approval of this tentative budget by the Board, such budget is advertised at least once in a newspaper of general circulation in the locality, as well as the School District's website. At the next regularly scheduled meeting of the Board after advertisement, the Board receives comments on the tentative budget, makes revisions as necessary and adopts a final budget. The approved budget is then submitted, in accordance with provisions of O.C.G.A. §20-2-167(c), to the Georgia Department of Education. The Board may increase or decrease the budget at any time during the year. All unexpended budget authority lapses at fiscal year-end.

If expenditure of funds in any budget function, for any fund, is anticipated to be more than the budgeted amount, the Superintendent shall request Board approval for the budget amendment. Any position or expenditure not previously approved in the annual budget that exceeds \$500.00 shall require Board approval unless the Superintendent deems the position or purchase an emergency. In such case, the expenditure shall be reported to the Board at its regularly scheduled meeting. Under no circumstance is the Superintendent or other staff person authorized to spend funds that exceed the total budget without approval by the Board.

See the General Fund Schedule of Revenues, Expenditures and Changes in Fund Balances – Budget to Actual in the Supplementary Information Section for a detail of any over/under expenditures during the fiscal year under review.

NOTE 4: DEPOSITS

COLLATERALIZATION OF DEPOSITS

O.C.G.A. § 45-8-12 provides that there shall not be on deposit at any time in any depository for a time longer than ten days a sum of money which has not been secured by surety bond, by guarantee of insurance, or by collateral. The aggregate of the face value of such surety bond and the market value of securities pledged shall be equal to not less than 110% of the public funds being secured after the deduction of the amount of deposit insurance. If a depository elects the pooled method (O.C.G.A. § 45-8-13.1) the aggregate of the market value of the securities pledged to secure a pool of public funds shall be not less than 110% of the daily pool balance.

Acceptable security for deposits consists of any one of or any combination of the following:

- (1) Surety bond signed by a surety company duly qualified and authorized to transact business within the State of Georgia,
- (2) Insurance on accounts provided by the Federal Deposit Insurance Corporation,
- (3) Bonds, bills, notes, certificates of indebtedness or other direct obligations of the United States or of the State of Georgia,
- (4) Bonds, bills, notes, certificates of indebtedness or other obligations of the counties or municipalities of the State of Georgia,
- (5) Bonds of any public authority created by the laws of the State of Georgia, providing that the statute that created the authority authorized the use of the bonds for this purpose,
- (6) Industrial revenue bonds and bonds of development authorities created by the laws of the State of Georgia, and
- (7) Bonds, bills, notes, certificates of indebtedness, or other obligations of a subsidiary corporation of the United States government, which are fully guaranteed by the United States government both as to principal and interest or debt obligations issued by or securities guaranteed by the Federal Land Bank, the Federal Home Loan Bank, the Federal Intermediate Credit Bank, the Central Bank for Cooperatives, the Farm Credit Banks, the Federal Home Loan Mortgage Association, and the Federal National Mortgage Association.

CATEGORIZATION OF DEPOSITS

Custodial credit risk is the risk that in the event of a bank failure, the School District's deposits may not be returned to it. The School District does not have a deposit policy for custodial credit risk. At June 30, 2018, the School District had deposits with a carrying amount of \$4,349,975.68, which includes \$250,000.00 in Certificates of Deposits that are reported as investments. The School District had a bank balance of \$4,417,278.44. The bank balances insured by Federal depository insurance were \$733,082.85.

At June 30, 2018, \$3,684,195.59 of the School District's bank balance was exposed to custodial credit risk and in the State's Secure Deposit Program.

The School District participates in the State's Secure Deposit Program (SDP), a multi-bank pledging pool. The SDP requires participating banks that accept public deposits in Georgia to operate under the policy and procedures of the program. The Georgia Office of State Treasurer (OST) sets the collateral requirements and pledging level for each covered depository. There are four tiers of collateralization levels specifying percentages of eligible securities to secure covered Deposits: 25%, 50%, 75%, and 110%. The SDP also provides for collateral levels to be increased to amount of up to 125% if economic or financial conditions warrants. The program lists the type of eligible collateral. The OST approves authorized custodians.

SCHLEY COUNTY BOARD OF EDUCATION
 NOTES TO THE BASIC FINANCIAL STATEMENTS
 JUNE 30, 2018

EXHIBIT "H"

In accordance with the SDP, if a covered depository defaults, losses to public depositors are first satisfied with any applicable insurance, followed by demands of payment under any letters of credit or sale of the covered depository's collateral. If necessary, any remaining losses are to be satisfied by assessments made against the other participating covered depositories. Therefore, for disclosure purposes, all deposits of the SDP are considered to be fully collateralized.

Reconciliation of cash and cash equivalents balances to carrying value of deposits:

Cash and cash equivalents	
Statement of Net Position	\$ 4,048,945.15
Statement of Fiduciary Net Position	<u>51,030.53</u>
 Total cash and cash equivalents	 4,099,975.68
 Add:	
Deposits with original maturity of three months or more reported as investments	<u>250,000.00</u>
 Total carrying value of deposits - June 30, 2018	 \$ <u>4,349,975.68</u>

NOTE 5: CAPITAL ASSETS

The following is a summary of changes in the capital assets for governmental activities during the fiscal year:

	Balances July 1, 2017	Increases	Decreases	Balances June 30, 2018
Governmental Activities				
Capital Assets, Not Being Depreciated:				
Land	\$ 250,560.00	\$ -	\$ -	\$ 250,560.00
Construction in Progress	<u>4,571,507.75</u>	<u>445,805.05</u>	<u>4,571,507.75</u>	<u>445,805.05</u>
 Total Capital Assets Not Being Depreciated	 <u>4,822,067.75</u>	 <u>445,805.05</u>	 <u>4,571,507.75</u>	 <u>696,365.05</u>
 Capital Assets Being Depreciated				
Buildings and Improvements	12,393,509.23	2,733,127.84	-	15,126,637.07
Equipment	2,304,207.92	92,971.00	-	2,397,178.92
Land Improvements	1,448,132.58	1,990,591.83	-	3,438,724.41
 Less Accumulated Depreciation for:				
Buildings and Improvements	3,765,364.17	303,335.50	-	4,068,699.67
Equipment	1,457,429.28	97,333.33	-	1,554,762.61
Land Improvements	<u>827,200.17</u>	<u>204,929.92</u>	<u>-</u>	<u>1,032,130.09</u>
 Total Capital Assets, Being Depreciated, Net	 <u>10,095,856.11</u>	 <u>4,211,091.92</u>	 <u>-</u>	 <u>14,306,948.03</u>
 Governmental Activity Capital Assets - Net	 <u>\$ 14,917,923.86</u>	 <u>\$ 4,656,896.97</u>	 <u>\$ 4,571,507.75</u>	 <u>\$ 15,003,313.08</u>

SCHLEY COUNTY BOARD OF EDUCATION
 NOTES TO THE BASIC FINANCIAL STATEMENTS
 JUNE 30, 2018

EXHIBIT "H"

Current year depreciation expense by function is as follows:

Instruction		\$ 289,026.78
Support Services		
Pupil Services	\$ 194,850.32	
Maintenance and Operation of Plant	40,802.76	
Student Transportation Services	<u>53,213.89</u>	288,866.97
Food Services		<u>27,705.00</u>
		<u>\$ 605,598.75</u>

NOTE 6: INTERFUND TRANSFERS

INTERFUND TRANSFERS

Interfund transfers for the year ended June 30, 2018, consisted of the following:

Transfers to	Transfers From	
	General Fund	Capital Projects Fund
Capital Projects Fund	\$ 571,469.37	\$ -
Debt Service Fund	<u>-</u>	<u>20,000.00</u>
Total	<u>\$ 571,469.37</u>	<u>\$ 20,000.00</u>

Transfers are used to move property tax revenues collected by the general fund to the capital projects fund as required match or supplemental funding source for capital construction projects. Transfers are used to move Education Special Purpose Local Option Sales Tax (ESPLOST) revenues collected by the capital projects fund to the debt service fund for bond principal and interest payments.

NOTE 7: LONG-TERM LIABILITIES

The changes in long-term liabilities during the fiscal year for governmental activities, were as follows:

	Governmental Activities				
	Balance July 1, 2017	Additions	Deductions	Balance June 30, 2018	Due Within One Year
General Obligation (G.O.) Bonds	\$ 1,730,000.00	\$ -	\$ 215,000.00	\$ 1,515,000.00	\$ 225,000.00
Unamortized Bond Premiums	<u>59,512.12</u>	<u>-</u>	<u>11,707.31</u>	<u>47,804.81</u>	<u>11,707.31</u>
	<u>\$ 1,789,512.12</u>	<u>\$ -</u>	<u>\$ 226,707.31</u>	<u>\$ 1,562,804.81</u>	<u>\$ 236,707.31</u>

GENERAL OBLIGATION DEBT OUTSTANDING

The School District's bonded debt consists of general obligation bonds that are generally callable with interest payable semiannually. Bond proceeds primarily pay for acquiring or constructing capital facilities. The School District repays general obligation bonds from voter-approved sales taxes. General obligation bonds are direct obligations and pledge the full faith and credit of the School District.

SCHLEY COUNTY BOARD OF EDUCATION
 NOTES TO THE BASIC FINANCIAL STATEMENTS
 JUNE 30, 2018

EXHIBIT "H"

General obligation bonds currently outstanding are as follows:

Description	Interest Rates	Issue Date	Maturity Date	Amount Issued	Amount Outstanding
General Government - Refunding-Series 2010	4.30% - 4.85%	8/1/2010	8/1/2023	\$ 2,855,000.00	\$ 1,515,000.00

The following schedule details debt service requirements to maturity for the School District's total general obligation bonds payable:

Fiscal Year Ended June 30:	General Obligation Debt		Unamortized Bond Premium
	Principal	Interest	
2019	\$ 225,000.00	\$ 63,762.50	\$ 11,707.31
2020	235,000.00	56,568.75	11,707.31
2021	250,000.00	46,500.00	11,707.31
2022	260,000.00	33,750.00	11,707.31
2023	280,000.00	20,250.00	975.57
2024	265,000.00	6,625.00	-
Total Principal and Interest	\$ 1,515,000.00	\$ 227,456.25	\$ 47,804.81

NOTE 8: RISK MANAGEMENT

INSURANCE

Commercial Insurance

The School District is exposed to various risks of loss related to torts; theft of, damage to and destruction of assets; errors or omissions; job related illness or injuries to employees; and natural disasters. Except as described below, the School District carries commercial insurance for these risks. Settled claims resulting from these insured risks have not exceed commercial insurance coverage in any of the past three fiscal years.

Georgia School Boards Association Risk and Insurance Management System

The School District participates in the Georgia School Boards Association Risk and Insurance Management System (the System), a public entity risk pool organized on July 1, 1994, to develop and administer a plan to reduce risk of loss on account of general liability, motor vehicle liability, or property damage, including safety engineering and other loss prevention and control techniques, and to administer one or more groups of self-insurance funds, including the processing and defense of claims brought against members of the system. The School District pays an annual premium to the System for its general insurance coverage. Additional coverage is provided through agreements by the System with other companies according to their specialty for property, boiler and machinery (including coverage for flood and earthquake), general liability (including coverage for sexual harassment, molestation and abuse), errors and omissions, crime and automobile risks. Payment of excess insurance for the System varies by line of coverage.

WORKERS' COMPENSATION

Georgia Education Workers' Compensation Trust

The School District participates in the Georgia Education Workers' Compensation Trust (the Trust), a public entity risk pool organized on December 1, 1991, to develop, implement and administer a program of workers' compensation self-insurance for its member organizations. The School District pays an annual premium to the Trust for its general workers' compensation insurance coverage. Specific excess of loss insurance coverage is provided through an agreement by the Trust with the Safety National Casualty Company to provide coverage for potential losses sustained by the Trust in

SCHLEY COUNTY BOARD OF EDUCATION
 NOTES TO THE BASIC FINANCIAL STATEMENTS
 JUNE 30, 2018

EXHIBIT "H"

excess of \$1.0 million loss per occurrence, up to the statutory limit. Employers' Liability insurance coverage is also provided with limits of \$2.0 million. The Trust covers the first \$1.0 million of each Employers Liability claim with Safety National providing additional Employers Liability limits up to a \$2.0 million per occurrence maximum. Safety National Casualty Company also provides \$2.0 million in aggregate coverage to the Trust, attaching at 110% of the loss fund and based on the Fund's annual normal premium.

SURETY BOND

The School District purchased a surety bond to provide additional insurance coverage as follows:

Position Covered	Amount
Superintendent	\$ 8,000.00

NOTE 9: FUND BALANCE CLASSIFICATION DETAILS

The School District's financial statements include the following amounts presented in the aggregate at June 30, 2018:

Nonspendable		
Inventories	\$	9,705.41
Restricted		
Continuation of Federal Programs	\$	130,597.55
Capital Projects		301,510.33
Debt Service		258,568.75
		690,676.63
Assigned		
School Activity Accounts		102,454.49
Unassigned		2,764,667.59
		2,764,667.59
Fund Balance, June 30, 2018	\$	3,567,504.12

When multiple categories of fund balance are available for expenditure, the School District will start with the most restricted category and spend those funds first before moving down to the next category with available funds.

NOTE 10: BROADBAND SPECTRUM LEASE

Effective December 01, 2010, the School District entered into a 30-year lease agreement with Clearwire Spectrum Holdings III, LLC for the lease of excess spectrum capacity on Education Broadband Service licenses currently held by School District. These licenses were granted to the School District by the Federal Communications Commission. The lease agreement requires monthly lease payments over the term of the lease, of which \$8,703.85 was recognized during fiscal year 2018 as a general revenue on the Statement of Activities.

NOTE 11: SIGNIFICANT COMMITMENTS

COMMITMENTS UNDER CONSTRUCTION CONTRACTS

The following is an analysis of significant outstanding construction or renovation contracts executed by the School District as of June 30, 2018:

Project	Unearned Executed Contracts (1)	Payments through June 30, 2018 (2)
Schley County Elementary School Addition, State Project # 19LW-723-001	\$ <u>869,809.54</u>	\$ <u>445,086.22</u>

- (1) The amounts described are not reflected in the basic financial statements.
- (2) Payments include contracts and retainages payable at year end.

OPERATING LEASES

The School District leases copiers, computers, and portable buildings under the provisions of one or more long-term lease agreements classified as operating leases for accounting purposes. Rental expenditures under the terms of the operating leases(s) totaled \$14,194.70 for governmental activities for the year ended June 30, 2018. The following future minimum lease payments were required under operating leases at June 30, 2018:

Year Ending	Governmental Funds
2019	\$ 11,825.52
2020	7,531.26
2021	2,727.54
2022	<u>927.54</u>
Total	\$ <u>23,011.86</u>

NOTE 12: SIGNIFICANT CONTINGENT LIABILITIES

FEDERAL GRANTS

Amounts received or receivable principally from the Federal government are subject to audit and review by grantor agencies. This could result in requests for reimbursement to the grantor agency for any costs which are disallowed under grant terms. Any disallowances resulting from the grantor audit may become a liability of the School District. However, the School District believes that such disallowances, if any, will be immaterial to its overall financial position.

NOTE 13: OTHER POST-EMPLOYMENT BENEFITS (OPEB)

GEORGIA SCHOOL PERSONNEL POST-EMPLOYMENT HEALTH BENEFIT FUND

Plan Description: Certified teachers and non-certified public school employees of the School District as defined in §20-2-875 of the Official Code of Georgia Annotated (O.C.G.A.) are provided OPEB through the School OPEB Fund - a cost-sharing multiple-employer defined benefit postemployment healthcare plan, reported as an employee trust fund and administered by a Board of Community Health (Board). Title 20 of the O.C.G.A. assigns the authority to establish and amend the benefit terms of the group health plan to the Board.

SCHLEY COUNTY BOARD OF EDUCATION
 NOTES TO THE BASIC FINANCIAL STATEMENTS
 JUNE 30, 2018

EXHIBIT "H"

Benefits Provided: The School OPEB Fund provides healthcare benefits for retirees and their dependents due under the group health plan for public school teachers, including librarians, other certified employees of public schools, regional educational service agencies and non-certified public school employees. Retiree medical eligibility is attained when an employee retires and is immediately eligible to draw a retirement annuity from Employees' Retirement System (ERS), Georgia Judicial Retirement System (JRS), Legislative Retirement System (LRS), Teachers Retirement System (TRS) or Public School Employees Retirement System (PSERS). If elected, dependent coverage starts on the same day as retiree coverage. Medicare-eligible retirees are offered Standard and Premium Medicare Advantage plan options. Non-Medicare eligible retiree plan options include Health Reimbursement Arrangement (HRA), Health Maintenance Organization (HMO) and a High Deductible Health Plan (HDHP). The School OPEB Fund also pays for administrative expenses of the fund. By law, no other use of the assets of the School OPEB Fund is permitted.

Contributions: As established by the Board, the School OPEB Fund is substantially funded on a pay-as-you-go basis; that is, annual cost of providing benefits will be financed in the same year as claims occur. Contributions to the School OPEB Fund from the School District were \$376,737.00 for the year ended June 30, 2018. Active employees are not required to contribute to the School OPEB Fund.

OPEB Liabilities, OPEB Expense, and Deferred Outflows of Resources and Deferred Inflows of Resources Related to OPEB

At June 30, 2018, the School District reported a liability of \$10,650,291.00 for its proportionate share of the net OPEB liability. The net OPEB liability was measured as of June 30, 2017. The total OPEB liability used to calculate the net OPEB liability was based on an actuarial valuation as of June 30, 2016. An expected total OPEB liability as of June 30, 2017 was determined using standard roll-forward techniques. The School District's proportion of the net OPEB liability was actuarially determined based on employer contributions during the fiscal year ended June 30, 2017. At June 30, 2017, the School District's proportion was 0.075803%, which was an decrease of 0.001564% from its proportion measured as of June 30, 2016.

For the year ended June 30, 2018, the School District recognized OPEB expense of \$583,856.00. At June 30, 2018, the School District reported deferred outflows of resources and deferred inflows of resources related to OPEB from the following sources:

	OPEB	
	Deferred Outflows of Resources	Deferred Inflows of Resources
Changes of assumptions	\$ -	\$ 810,993.00
Net difference between projected and actual earnings on OPEB plan investments	3,115.00	-
Changes in proportion and differences between School District contributions and proportionate share of contributions	-	196,456.00
School District contributions subsequent to the measurement date	376,737.00	-
Total	\$ 379,852.00	\$ 1,007,449.00

SCHLEY COUNTY BOARD OF EDUCATION
 NOTES TO THE BASIC FINANCIAL STATEMENTS
 JUNE 30, 2018

EXHIBIT "H"

School District contributions subsequent to the measurement date of \$376,737.00 are reported as deferred outflows of resources and will be recognized as a reduction of the net OPEB liability in the year ended June 30, 2019. Other amounts reported as deferred outflows of resources and deferred inflows of resources related to OPEB will be recognized in OPEB expense as follows:

Year Ended June 30:	<u>OPEB</u>
2019	\$ (180,416.00)
2020	\$ (180,416.00)
2021	\$ (180,416.00)
2022	\$ (180,416.00)
2023	\$ (181,195.00)
2024	\$ (101,475.00)

Actuarial assumptions: The total OPEB liability as of June 30, 2017 was determined by an actuarial valuation as of June 30, 2016 using the following actuarial assumptions and other inputs, applied to all periods included in the measurement and rolled forward to the measurement date of June 30, 2017:

OPEB:

Inflation	2.75%
Salary increases	
ERS	3.25% - 7.00%, including inflation
JRS	4.50%, including inflation
LRS	None
TRS	3.25 – 9.00%, including inflation
PSERS	N/A
Long-term expected rate of return	3.88%, compounded annually, net of investment expense, and including inflation
Healthcare cost trend rate	
Pre-Medicare Eligible	7.75%
Medicare Eligible	5.75%
Ultimate trend rate	
Pre-Medicare Eligible	5.00%
Medicare Eligible	5.00%
Year of Ultimate trend rate	2022

SCHLEY COUNTY BOARD OF EDUCATION
 NOTES TO THE BASIC FINANCIAL STATEMENTS
 JUNE 30, 2018

EXHIBIT "H"

Mortality rates were based on the RP-2000 Combined Mortality Table for Males or Females, as appropriate, with adjustments for mortality improvements based on Scale BB as follows:

- For ERS, JRS and LRS members: The RP-2000 Combined Mortality Table projected to 2025 with projection scale BB and set forward 2 years or both males and females is used for the period after service retirement and for dependent beneficiaries. The RP-2000 Disabled Mortality Table projected to 2025 with projection scale BB and set back 7 years for males and set forward 3 years for females is used for the period after disability retirement.
- For TRS members: The RP-2000 White Collar Mortality Table projected to 2025 with projection scale BB (set forward 1 year for males) is used for death after service retirement and beneficiaries. The RP-2000 Disabled Mortality Table projected to 2025 with projection scale BB (set forward two years for males and four years for females) is used for death after disability retirement.
- For PSERS members: The RP-2000 Blue-Collar Mortality Table projected to 2025 with projection scale BB (set forward 3 years for males and 2 years for females) is used for the period after service retirement and for beneficiaries of deceased members. The RP-2000 Disabled Mortality Table projected to 2025 with projection scale BB (set forward 5 years for both males and females) is used for the period after disability retirement.

The actuarial assumptions used in the June 30, 2016 valuation were based on the results of an actuarial experience study for the pension systems, which covered the five-year period ending June 30, 2014.

Projection of benefits for financial reporting purposes are based on the substantive plan (the plan as understood by the employer and plan members) and include the types of benefits provided at the time of each valuation and the historical pattern of sharing of benefit costs between the employer and plan members to that point. The actuarial methods and assumptions used include techniques that are designed to reduce the effects of short-term volatility in actuarial accrued liabilities and the actuarial value of assets, consistent with the long-term perspective of the calculation.

Additionally, there was a change of assumption that affected measurement of the total OPEB liability since the prior measurement date. The methodology used to determine employee and retiree participation in the School OPEB Fund is based on their current or last employer payroll location. Current and former employees of public school districts, libraries, regional educational service agencies and community colleges are allocated to the School OPEB Fund irrespective of retirement system affiliation. In addition, the discount rate increased from 3.07% to 3.58%.

The long-term expected rate of return on OPEB plan investments was determined using a log-normal distribution analysis in which best-estimate ranges of expected future real rates of return (expected nominal returns, net of investment expense and the assumed rate of inflation) are developed for each major asset class. These ranges are combined to produce the long-term expected rate of return by weighting the expected future real rates of return by the target asset allocation percentage and by adding expected inflation. The target allocation and best estimates of arithmetic real rates of return for each major asset class are summarized in the following table:

<u>Asset Class</u>	<u>Target Allocation</u>	<u>Long-Term Expected Real Rate of Return*</u>
Local Government Investment Pool	100.00%	1.13%

*Rate shown is net of the 2.75% assumed rate of inflation

Discount rate: In order to measure the total OPEB liability for the School OPEB Fund, a single equivalent interest rate of 3.58% was used as the discount rate. This is comprised mainly of the yield or index rate for 20 year tax-exempt general obligation municipal bonds with an average rating of AA or higher (3.56% per the Bond Buyers Index). The projection of cash flows used to determine the discount

SCHLEY COUNTY BOARD OF EDUCATION
 NOTES TO THE BASIC FINANCIAL STATEMENTS
 JUNE 30, 2018

EXHIBIT "H"

rate assumed that contributions from members and from the employer will be made at the current level as averaged over the last five years, adjusted for annual projected changes in headcount. Projected future benefit payments for all current plan members were projected through 2115. Based on these assumptions, the OPEB plan's fiduciary net position was projected to be available to make OPEB payments for inactive employees through year 2029. Therefore, the calculated discount rate of 3.58% was applied to all periods of projected benefit payments to determine the total OPEB liability.

Sensitivity of the District's proportionate share of the net OPEB liability to changes in the discount rate: The following presents the School District's proportionate share of the net OPEB liability calculated using the discount rate of 3.58%, as well as what the District's proportionate share of the net OPEB liability would be if it were calculated using a discount rate that is 1-percentage-point lower (2.58%) or 1 percentage-point higher (4.58%) than the current discount rate:

	1% Decrease (2.58%)	Current Discount Rate (3.58%)	1% Increase (4.58%)
Net OPEB Liability	\$ 12,645,312.00	\$ 10,650,291.00	\$ 9,075,814.00

Sensitivity of the District's proportionate share of the net OPEB liability to changes in the healthcare cost trend rates: The following presents the School District's proportionate share of the net OPEB liability, as well as what the District's proportionate share of the net OPEB liability would be if it were calculated using healthcare cost trend rates that are 1-percentage-point lower or 1-percentage-point higher than the current healthcare cost trend rates:

	1% Decrease	Current Healthcare Cost Trend Rate	1% Increase
Net OPEB Liability	\$ 8,827,878.00	\$ 10,650,291.00	\$ 13,023,070.00

OPEB plan fiduciary net position: Detailed information about the OPEB plan's fiduciary net position is available in the Comprehensive Annual Financial Report (CAFR) which is publicly available at <https://sao.georgia.gov/comprehensive-annual-financial-reports>.

NOTE 14: RETIREMENT PLANS

The School District participates in various retirement plans administered by the State of Georgia, as further explained below.

TEACHERS RETIREMENT SYSTEM OF GEORGIA (TRS)

Plan Description: All teachers of the School District as defined in O.C.G.A §47-3-60 and certain other support personnel as defined by §47-3-63 are provided a pension through the Teachers Retirement System of Georgia (TRS). TRS, a cost-sharing multiple-employer defined benefit pension plan, is administered by the TRS Board of Trustees (TRS Board). Title 47 of the O.C.G.A. assigns the authority to establish and amend the benefit provisions to the State Legislature. The Teachers Retirement System of Georgia issues a publicly available separate financial report that can be obtained at www.trsga.com/publications.

Benefits Provided: TRS provides service retirement, disability retirement, and death benefits. Normal retirement benefits are determined as 2% of the average of the employee's two highest paid consecutive years of service, multiplied by the number of years of creditable service up to 40 years. An employee is eligible for normal service retirement after 30 years of creditable service, regardless of age, or after 10 years of service and attainment of age 60. Ten years of service is required for disability and death benefits eligibility. Disability benefits are based on the employee's creditable service and compensation up to the time of disability. Death benefits equal the amount that would be payable to the employee's beneficiary had the employee retired on the date of death. Death benefits are based on the employee's creditable service and compensation up to the date of death.

Contributions: Per Title 47 of the O.C.G.A., contribution requirements of active employees and participating employers, as actuarially determined, are established and may be amended by the TRS Board. Contributions are expected to finance the costs of benefits earned by employees during the year, with an additional amount to finance any unfunded accrued liability. Employees were required to contribute 6% of their annual pay during fiscal year 2018. The School District's contractually required contribution rate for the year ended June 30, 2018 was 16.81% of annual School District payroll. For the current fiscal year, the School District's contributions to the pension plan were \$1,141,147.00.

PUBLIC SCHOOL EMPLOYEES RETIREMENT SYSTEM (PSERS)

Plan description: PSERS is a cost-sharing multiple-employer defined benefit pension plan established by the Georgia General Assembly in 1969 for the purpose of providing retirement allowances for public school employees who are not eligible for membership in the Teachers Retirement System of Georgia. The ERS Board of Trustees, plus two additional trustees, administers PSERS. Title 47 of the O.C.G.A. assigns the authority to establish and amend the benefit provisions to the State Legislature. PSERS issues a publicly available financial report that can be obtained at www.ers.ga.gov/formspubs/formspubs.

Benefits provided: A member may retire and elect to receive normal monthly retirement benefits after completion of ten years of creditable service and attainment of age 65. A member may choose to receive reduced benefits after age 60 and upon completion of ten years of service.

Upon retirement, the member will receive a monthly benefit of \$14.75, multiplied by the number of years of creditable service. Death and disability benefits are also available through PSERS. Additionally, PSERS may make periodic cost-of-living adjustments to the monthly benefits. Upon termination of employment, member contributions with accumulated interest are refundable upon request by the member. However, if an otherwise vested member terminates and withdraws his/her member contribution, the member forfeits all rights to retirement benefits.

Contributions: The general assembly makes an annual appropriation to cover the employer contribution to PSERS on behalf of local school employees (bus drivers, cafeteria workers, and maintenance staff). The annual employer contribution required by statute is actuarially determined and paid directly to PSERS by the State Treasurer in accordance with O.C.G.A. §47-4-29(a) and 60(b). Contributions are expected to finance the costs of benefits earned by employees during the year, with an additional amount to finance any unfunded accrued liability.

Individuals who became members prior to July 1, 2012 contribute \$4 per month for nine months each fiscal year. Individuals who became members on or after July 1, 2012 contribute \$10 per month for nine months each fiscal year. The State of Georgia, although not the employer of PSERS members, is required by statute to make employer contributions actuarially determined and approved and certified by the PSERS Board of Trustees. The current fiscal year contribution was \$17,180.00.

Pension Liabilities, Pension Expense, and Deferred Outflows of Resources and Deferred Inflows of Resources Related to Pensions

At June 30, 2018, the School District reported a liability of \$10,927,975.00 for its proportionate share of the net pension liability.

The net pension liability for TRS was measured as of June 30, 2017. The total pension liability used to calculate the net pension liability was based on an actuarial valuation as of June 30, 2016. An expected total pension liability as of June 30, 2017 was determined using standard roll-forward techniques. The School District's proportion of the net pension liability was based on contributions to TRS during the fiscal year ended June 30, 2017.

At June 30, 2017, the School District's TRS proportion was 0.058799%, which was a decrease of 0.002425% from its proportion measured as of June 30, 2016.

SCHLEY COUNTY BOARD OF EDUCATION
NOTES TO THE BASIC FINANCIAL STATEMENTS
JUNE 30, 2018

EXHIBIT "H"

At June 30, 2018, the School District did not have a PSERS liability for a proportionate share of the net pension liability because of a Special Funding Situation with the State of Georgia, which is responsible for the net pension liability of the plan. The amount of the State's proportionate share of the net pension liability associated with the School District is \$77,602.00.

The PSERS net pension liability was measured as of June 30, 2017. The total pension liability used to calculate the net pension liability was based on an actuarial valuation as of June 30, 2016. An expected total pension liability as of June 30, 2017 was determined using standard roll-forward techniques. The State's proportion of the net pension liability associated with the School District was based on actuarially determined contributions paid by the State during the fiscal year ended June 30, 2017.

For the year ended June 30, 2018, the School District recognized pension expense of \$1,116,339.00 for TRS and \$15,640.00 for PSERS and revenue of \$15,640.00 for PSERS. The revenue is support provided by the State of Georgia.

At June 30, 2018, the School District reported deferred outflows of resources and deferred inflows of resources related to pensions from the following sources:

	TRS	
	Deferred Outflows of Resources	Deferred Inflows of Resources
Differences between expected and actual experience	\$ 408,774.00	\$ 41,241.00
Changes of assumptions	239,555.00	-
Net difference between projected and actual earnings on pension plan investments	-	75,203.00
Changes in proportion and differences between School District contributions and proportionate share of contributions	141,787.00	445,674.00
School District contributions subsequent to the measurement date	1,141,147.00	-
Total	\$ 1,931,263.00	\$ 562,118.00

The School District contributions subsequent to the measurement date of \$1,141,147.00 for TRS are reported as deferred outflows of resources and will be recognized as a reduction of the net pension liability in the year ended June 30, 2019. Other amounts reported as deferred outflows of resources and deferred inflows of resources related to pensions will be recognized in pension expense as follows:

Year Ended June 30:	TRS
2019	\$ (151,578.00)
2020	\$ 490,255.00
2021	\$ 244,274.00
2022	\$ (353,346.00)
2023	\$ (1,607.00)

SCHLEY COUNTY BOARD OF EDUCATION
NOTES TO THE BASIC FINANCIAL STATEMENTS
JUNE 30, 2018

EXHIBIT "H"

Actuarial assumptions: The total pension liability as of June 30, 2017 was determined by an actuarial valuation as of June 30, 2016, using the following actuarial assumptions, applied to all periods included in the measurement:

Teachers Retirement System:

Inflation	2.75%
Salary increases	3.25% – 9.00%, average, including inflation
Investment rate of return	7.50%, net of pension plan investment expense, including inflation

Post-retirement mortality rates were based on the RP-2000 White Collar Mortality Table with future mortality improvement projected to 2025 with the Society of Actuaries' projection scale BB (set forward one year for males) for service requirements and dependent beneficiaries. The RP-2000 Disabled Mortality table with future mortality improvement projected to 2025 with Society of Actuaries' projection scale BB (set forward two years for males and four years for females) was used for the death after disability retirement. Rates of mortality in active service were based on the RP-2000 Employee Mortality Table projected to 2025 with projection scale BB.

The actuarial assumptions used in the June 30, 2016 valuation were based on the results of an actuarial experience study for the period July 1, 2009 – June 30, 2014.

Public School Employees Retirement System:

Inflation	2.75%
Salary increases	N/A
Investment rate of return	7.50%, net of pension plan investment expense, including inflation

Post-retirement mortality rates were based on the RP-2000 Blue-Collar Mortality Table projected to 2025 with projection scale BB (set forward 3 years for males and 2 years for females) for the period after service retirements and for dependent beneficiaries. The RP-2000 Disabled Mortality projected to 2025 with projection scale BB (set forward 5 years for both males and females) was used for death after disability retirement. There is a margin for future mortality improvement in the tables used by the System. Based on the results of the most recent experience study adopted by the Board on December 17, 2015, the numbers of expected future deaths are 9-11% less than the actual number of deaths that occurred during the study period for healthy retirees and 9-11% less than expected under the selected table for disabled retirees. Rates of mortality in active service were based on the RP-2000 Employee Mortality Table projected to 2025 with projection scale BB.

The actuarial assumptions used in the June 30, 2016 valuation were based on the results of an actuarial experience study for the period July 1, 2009 – June 30, 2014.

SCHLEY COUNTY BOARD OF EDUCATION
 NOTES TO THE BASIC FINANCIAL STATEMENTS
 JUNE 30, 2018

EXHIBIT "H"

The long-term expected rate of return on TRS and PSERS pension plan investments was determined using a log-normal distribution analysis in which best-estimate ranges of expected future real rates of return (expected returns, net of pension plan investment expense and inflation) are developed for each major asset class. These ranges are combined to produce the long-term expected rate of return by weighting the expected future real rates of return by the target asset allocation percentage and by adding expected inflation. The target asset allocation and best estimates of arithmetic real rates of return for each major asset class are summarized in the following table:

Asset class	TRS Target allocation	PSERS Target allocation	Long-term expected real rate of return*
Fixed income	30.00%	30.00%	(0.50)%
Domestic large stocks	39.80%	37.20%	9.00%
Domestic mid stocks	3.70%	3.40%	12.00%
Domestic small stocks	1.50%	1.40%	13.50%
International developed market stocks	19.40%	17.80%	8.00%
International emerging market stocks	5.60%	5.20%	12.00%
Alternative	-	5.00%	10.50%
Total	100.00%	100.00%	

* Rates shown are net of the 2.75% assumed rate of inflation

Discount rate: The discount rate used to measure the total TRS and PSERS pension liability was 7.50%. The projection of cash flows used to determine the discount rate assumed that plan member contributions will be made at the current contribution rate and that employer and nonemployer contributions will be made at rates equal to the difference between actuarially determined contribution rates and the member rate. Based on those assumptions, the TRS and PSERS pension plan's fiduciary net position was projected to be available to make all projected future benefit payments of current plan members. Therefore, the long-term expected rate of return on pension plan investments was applied to all periods of projected benefit payments to determine the total pension liability.

Sensitivity of the School District's proportionate share of the net pension liability to changes in the discount rate: The following presents the School District's proportionate share of the net pension liability calculated using the discount rate of 7.50%, as well as what the School District's proportionate share of the net pension liability would be if it were calculated using a discount rate that is 1-percentage-point lower (6.50%) or 1-percentage-point higher (8.50%) than the current rate:

Teachers Retirement System:	1% Decrease (6.50%)	Current Discount Rate (7.50%)	1% Increase (8.50%)
School District's proportionate share of the net pension liability	\$ 17,934,090.00	\$ 10,927,975.00	\$ 5,156,512.00

Pension plan fiduciary net position: Detailed information about the pension plan's fiduciary net position is available in the separately issued TRS and PSERS financial report which is publically available at www.trsga.com/publications and <http://www.ers.ga.gov/formspubs/formspubs.html>.

SCHLEY COUNTY BOARD OF EDUCATION
NOTES TO THE BASIC FINANCIAL STATEMENTS
JUNE 30, 2018

EXHIBIT "H"

NOTE 15: RESTATEMENT OF PRIOR YEAR NET POSITION

For fiscal year 2018, the School District made prior period adjustments due to the adoption of GASB Statement No. 75, as described in "New Accounting Pronouncements", which require the restatement of the June 30, 2017, net position in Governmental Activities. The result is a decrease in net position at July 1, 2017 of \$11,070,769.00. This change is in accordance with generally accepted accounting procedures.

Net Position, July 1, 2017 as previously reported	\$ 6,934,472.97
Prior Period Adjustment - Implementation of GASB No. 75: Net OPEB Liability (measurement date)	(11,466,010.00)
Deferred Outflows - School District's Contributions made during fiscal year 2017	<u>395,241.00</u>
Net Position, July 1, 2017, as restated	\$ <u><u>(4,136,296.03)</u></u>

NOTE 16: RELATED PARTY TRANSACTIONS

During the year under review, the School District conducted business with five related parties: Wall Trucking, Ellaville Automotive, Gatewood Skipper & Rambo, PC, Glen Lawhorn and Whitt's Lawn Service. Wall Trucking is owned by the father of Payroll Clerk/School Food Service Bookkeeper. Ellaville Automotive is owned by the son-in-law of the Finance Director. A partner at Gatewood Skipper & Rambo, PC is the father-in-law of the High School Bookkeeper. Glen Lawhorn is the father to a Kindergarten teacher. Whitt's Lawn Service is owned by the Facility Director's brother. Current year expenditures for Wall Trucking totaled \$61,238.76, Ellaville Automotive expenditures totaled \$212.36, Gatewood Skipper & Rambo, PC expenditures totaled \$330.92, Glen Lawhorn expenditures totaled \$1,462.50 and Whitt's Lawn Service expenditures totaled \$630.44.

(This page left intentionally blank)

SCHLEY COUNTY BOARD OF EDUCATION
 REQUIRED SUPPLEMENTARY INFORMATION
 SCHEDULE OF PROPORTIONATE SHARE OF THE NET PENSION LIABILITY
 TEACHERS RETIREMENT SYSTEM OF GEORGIA
 FOR THE YEAR ENDED JUNE 30

SCHEDULE "1"

Year Ended	School District's proportion of the net pension liability	School District's proportionate share of the net pension liability	State of Georgia's proportionate share of the net pension liability associated with the School District	Total	School District's covered payroll	School District's proportionate share of the net pension liability as a percentage of its covered payroll	Plan fiduciary net position as a percentage of the total pension liability
2018	0.058799%	\$ 10,927,975.00	\$ -	\$ 10,927,975.00	\$ 6,757,033.25	161.73%	79.33%
2017	0.061224%	\$ 12,631,194.00	\$ -	\$ 12,631,194.00	\$ 6,715,654.87	188.09%	76.06%
2016	0.059967%	\$ 9,129,380.00	\$ -	\$ 9,129,380.00	\$ 6,329,822.13	144.23%	81.44%
2015	0.614576%	\$ 7,766,682.00	\$ -	\$ 7,766,682.00	\$ 6,271,807.04	123.83%	84.03%

SCHLEY COUNTY BOARD OF EDUCATION
 REQUIRED SUPPLEMENTARY INFORMATION
 SCHEDULE OF PROPORTIONATE SHARE OF THE NET PENSION LIABILITY
 PUBLIC SCHOOLS EMPLOYEES RETIREMENT SYSTEM OF GEORGIA
 FOR THE YEAR ENDED JUNE 30

SCHEDULE "2"

Year Ended	School District's proportion of the net pension liability	School District's proportionate share of the net pension liability	State of Georgia's proportionate share of the net pension liability associated with the School District	Total	School District's covered payroll	School District's proportionate share of the net pension liability as a percentage of its covered payroll	Plan fiduciary net position as a percentage of the total pension liability
2018	0.00%	\$ -	\$ 77,602.00	\$ 77,602.00	\$ 268,845.25	N/A	85.69%
2017	0.00%	\$ -	\$ 118,952.00	\$ 118,952.00	\$ 271,481.63	N/A	81.00%
2016	0.00%	\$ -	\$ 76,289.00	\$ 76,289.00	\$ 257,210.82	N/A	87.00%
2015	0.00%	\$ -	\$ 71,888.00	\$ 71,888.00	\$ 255,878.18	N/A	88.29%

SCHLEY COUNTY BOARD OF EDUCATION
 REQUIRED SUPPLEMENTARY INFORMATION
 SCHEDULE OF PROPORTIONATE SHARE OF THE NET OPEB LIABILITY
 SCHOOL OPEB FUND
 FOR THE YEAR ENDED JUNE 30

SCHEDULE "3"

Year Ended	School District's proportion of the net OPEB liability	School District's proportionate share of the net OPEB liability	State of Georgia's proportionate share of the net OPEB liability associated with the School District	Total	School District's covered-employee payroll	School District's proportionate share of the net OPEB liability as a percentage of its covered-employee payroll	Plan fiduciary net position as a percentage of the total OPEB liability
2018	0.075803%	\$ 10,650,291.00	\$ -	\$ 10,650,291.00	\$ 6,274,530.58	169.74%	1.61%

SCHLEY COUNTY BOARD OF EDUCATION
 REQUIRED SUPPLEMENTARY INFORMATION
 SCHEDULE OF CONTRIBUTIONS
 TEACHERS RETIREMENT SYSTEM OF GEORGIA
 FOR THE YEAR ENDED JUNE 30

SCHEDULE "4"

Year Ended	Contractually required contribution	Contributions in relation to the contractually required contribution	Contribution deficiency (excess)	School District's covered payroll	Contribution as a percentage of covered payroll
2018	\$ 1,141,147.00	\$ 1,141,147.00	\$ -	\$ 6,788,501.98	16.81%
2017	\$ 964,228.87	\$ 964,228.87	\$ -	\$ 6,757,033.25	14.27%
2016	\$ 958,323.87	\$ 958,323.87	\$ -	\$ 6,715,654.87	14.27%
2015	\$ 832,371.61	\$ 832,371.61	\$ -	\$ 6,329,822.13	13.15%
2014	\$ 770,178.50	\$ 770,178.50	\$ -	\$ 6,271,807.04	12.28%
2013	\$ 702,870.84	\$ 702,870.84	\$ -	\$ 6,160,130.06	11.41%
2012	\$ 637,861.04	\$ 637,861.04	\$ -	\$ 6,204,873.93	10.28%
2011	\$ 667,245.70	\$ 667,245.70	\$ -	\$ 6,490,716.93	10.28%
2010	\$ 691,408.89	\$ 691,408.89	\$ -	\$ 7,098,653.90	9.74%

SCHLEY COUNTY BOARD OF EDUCATION
 REQUIRED SUPPLEMENTARY INFORMATION
 SCHEDULE OF CONTRIBUTIONS
 SCHOOL OPEB FUND
 FOR THE YEAR ENDED JUNE 30

SCHEDULE "5"

Year Ended	Contractually required contribution	Contributions in relation to the contractually required contribution	Contribution deficiency (excess)	School District's covered-employee payroll	Contribution as a percentage of covered- employee payroll
2018	\$ 376,737.00	\$ 376,737.00	\$ -	\$ 6,176,869.39	6.10%

Teachers Retirement System

Changes of assumptions: In 2010 and later, the expectation of retired life mortality was changed to the RP-2000 Mortality Tables rather than the 1994 Group Annuity Mortality Table, which was used prior to 2010. In 2010, rates of withdrawal, retirement, disability and mortality were adjusted to more closely reflect actual experience. In 2010, assumed rates of salary increase were adjusted to more closely reflect actual and anticipated experience.

On November 18, 2015, the Board adopted recommended changes to the economic and demographic assumptions utilized by the System. Primary among the changes were the updates to rates of mortality, retirement, disability, withdrawal and salary increases. The expectation of retired life mortality was changed to RP-2000 White Collar Mortality Table with future mortality improvement projected to 2025 with the Society of Actuaries' projection scale BB (set forward one year for males).

Public School Employees Retirement System

Changes of assumptions: In 2010 and later, the expectation of retired life mortality was changed to the RP-2000 Mortality Tables rather than the 1994 Group Annuity Mortality Table, which was used prior to 2010. In 2010, rates of withdrawal, retirement, disability and mortality were adjusted to more closely reflect actual experience.

On December 17, 2015, the Board adopted recommended changes to the economic and demographic assumptions utilized by the System. Primary among the changes were the updates to rates of mortality, retirement and withdrawal. The expectation of retired life mortality was changed to the RP-2000 Blue Collar Mortality Table projected to 2025 with projection scale BB (set forward 3 years for males and 2 years for females).

School OPEB Fund

Changes of benefit terms: In June 30, 2010 actuarial valuation, there was a change of benefit terms to require Medicare-eligible recipients to enroll in a Medicare Advantage plan to receive the State subsidy.

Changes in assumptions: In the revised June 30, 2017 actuarial valuation, there was a change relating to employee allocation. Employees were previously allocated based on their Retirement System membership, and currently employees are allocated based on their current employer payroll location. Additionally, there were changes to the discount rate and an increase in the investment rate of return due to a longer-term investment strategy.

In the June 30, 2015 actuarial valuation, decremental and underlying inflation assumptions were changed to reflect the Retirement Systems' experience studies.

In the June 30, 2012 actuarial valuation, a data audit was performed and data collection procedures and assumptions were changed.

SCHLEY COUNTY BOARD OF EDUCATION
GENERAL FUND
SCHEDULE OF REVENUES, EXPENDITURES AND CHANGES IN FUND BALANCES
BUDGET AND ACTUAL
YEAR ENDED JUNE 30, 2018

SCHEDULE "7"

	NONAPPROPRIATED BUDGETS		ACTUAL AMOUNTS	VARIANCE OVER/UNDER
	ORIGINAL (1)	FINAL (1)		
REVENUES				
Property Taxes	\$ 1,848,559.00	\$ 1,848,559.00	\$ 1,923,536.33	\$ 74,977.33
Sales Taxes	19,000.00	19,000.00	21,812.83	2,812.83
State Funds	8,831,919.00	8,880,687.00	9,061,260.65	180,573.65
Federal Funds	976,685.00	1,111,393.00	1,039,141.11	(72,251.89)
Charges for Services	772,641.00	772,641.00	799,292.57	26,651.57
Investment Earnings	-	-	2,501.70	2,501.70
Miscellaneous	38,181.00	38,181.00	351,393.45	313,212.45
Total Revenues	12,486,985.00	12,670,461.00	13,198,938.64	528,477.64
EXPENDITURES				
Current				
Instruction	8,195,794.00	8,306,264.00	8,093,628.97	212,635.03
Support Services				
Pupil Services	284,495.00	305,153.00	574,079.95	(268,926.95)
Improvement of Instructional Services	47,138.00	79,920.00	72,120.20	7,799.80
Educational Media Services	253,917.00	253,881.00	270,504.35	(16,623.35)
General Administration	574,902.00	575,170.00	534,536.66	40,633.34
School Administration	762,436.00	772,147.00	774,926.23	(2,779.23)
Business Administration	206,002.00	206,166.00	192,842.41	13,323.59
Maintenance and Operation of Plant	957,951.00	1,059,176.00	1,034,761.95	24,414.05
Student Transportation Services	404,135.00	404,652.00	363,003.70	41,648.30
Central Support Services	49,700.00	49,700.00	49,700.00	-
Other Support Services	-	-	6,831.21	(6,831.21)
Food Services Operation	775,083.00	775,083.00	737,583.40	37,499.60
Facilities Acquisition and Construction Services	850,000.00	-	-	-
Total Expenditures	13,361,553.00	12,787,312.00	12,704,519.03	82,792.97
Excess of Revenues over (under) Expenditures	(874,568.00)	(116,851.00)	494,419.61	611,270.61
OTHER FINANCING SOURCES (USES)				
Other Source	13,400.00	60,550.00	-	(60,550.00)
Other Uses	(850,000.00)	(897,150.00)	(571,469.37)	325,680.63
Total Other Financing Sources (Uses)	(836,600.00)	(836,600.00)	(571,469.37)	265,130.63
Net Change in Fund Balances	(1,711,168.00)	(953,451.00)	(77,049.76)	876,401.24
Fund Balances - Beginning	3,286,563.90	3,286,563.90	3,084,474.80	(202,089.10)
Adjustments	18,561.27	3,991.38	-	(3,991.38)
Fund Balances - Ending	\$ 1,593,957.17	\$ 2,337,104.28	\$ 3,007,425.04	\$ 670,320.76

Notes to the Schedule of Revenues, Expenditures and Changes in Fund Balances Budget and Actual

- (1) Original and Final Budget amounts do not include the budgeted revenues or expenditures of the various principal accounts. The actual revenues and expenditures of the various principal accounts are \$447,631.79 and \$456,368.97, respectively.

The accompanying schedule of revenues, expenditures and changes in fund balances budget and actual is presented on the modified accrual basis of accounting which is the basis of accounting used in the presentation of the fund financial statements.

SCHLEY COUNTY BOARD OF EDUCATION
SCHEDULE OF EXPENDITURES OF FEDERAL AWARDS
YEAR ENDED JUNE 30, 2018

SCHEDULE "8"

FUNDING AGENCY PROGRAM/GRANT	CFDA NUMBER	PASS- THROUGH ENTITY ID NUMBER	EXPENDITURES IN PERIOD
Agriculture, U. S. Department of Child Nutrition Cluster Pass-Through From Georgia Department of Education Food Services			
School Breakfast Program	10.553	18185GA324N1099	\$ 114,848.88
National School Lunch Program	10.555	18185GA324N1100	599,390.75
Total U. S. Department of Agriculture			714,239.63
Education, U.S. Department of Special Education Cluster Pass-Through From Georgia Department of Education Special Education			
Grants to States	84.027	H027A160073	4,236.00
Grants to States	84.027	H027A170073	175,827.26
Total Special Education Cluster			180,063.26
Other Programs Pass-Through From Georgia Department of Education			
Career and Technical Education - Basic Grants to States	84.048	V048A170010	11,514.42
Rural Education	84.358	S365B170010	22,780.00
Student Support and Academic Enrichment Program	84.424A	S424A170011	10,000.00
Supporting Effective Instruction State Grants	84.367	S367A160001	11,874.00
Supporting Effective Instruction State Grants	84.367	S367A170001	33,129.00
Title I Grants to Local Educational Agencies	84.010	S010A160010	25,362.00
Title I Grants to Local Educational Agencies	84.010	S010A170010	246,983.59
Total Other Programs			361,643.01
Total U. S. Department of Education			541,706.27
Total Expenditures of Federal Awards			\$ 1,255,945.90

Notes to the Schedule of Expenditures of Federal Awards

Note 1. Basis of Presentation

The accompanying schedule of expenditures of federal awards (the "Schedule") includes the federal award activity of the Schley County Board of Education (the "Board") under programs of the federal government for the year ended June 30, 2018. The information in this Schedule is presented in accordance with the requirements of Title 2 U.S. Code of Federal Regulations Part 200, *Uniform Administrative Requirements, Cost Principles, and Audit Requirements for Federal Awards* (Uniform Guidance). Because the Schedule presents only a selected portion of the operations of the Board, it is not intended to and does not present the financial position or changes in net position of the Board.

Note 2. Summary of Significant Accounting Policies

Expenditures reported on the Schedule are reported on the modified accrual basis of accounting. Such expenditures are recognized following, as applicable, either the cost principles in OMB Circular A-87, *Cost Principles for State, Local, and Indian Tribal Governments*, or the cost principles contained in Title 2 U.S. Code of Federal Regulations Part 200, *Uniform Administrative Requirements, Cost Principles, and Audit Requirements for Federal Awards*, wherein certain types of expenditures are not allowable or are limited as to reimbursement. The Board has elected not to use the 10-percent de minimis indirect cost rate as allowed under the Uniform Guidance.

SCHLEY COUNTY BOARD OF EDUCATION
SCHEDULE OF STATE REVENUE
YEAR ENDED JUNE 30, 2018

SCHEDULE "9"

<u>AGENCY/FUNDING</u>	GOVERNMENTAL FUND TYPES		<u>TOTAL</u>
	GENERAL FUND	CAPITAL PROJECTS FUND	
GRANTS			
Bright From the Start:			
Georgia Department of Early Care and Learning			
Pre-Kindergarten Program	\$ 398,948.13	\$ -	\$ 398,948.13
Education, Georgia Department of			
Quality Basic Education			
Direct Instructional Cost			
Kindergarten Program	319,629.00	-	319,629.00
Kindergarten Program - Early Intervention Program	175,731.00	-	175,731.00
Primary Grades (1-3) Program	1,123,066.00	-	1,123,066.00
Primary Grades - Early Intervention (1-3) Program	97,007.00	-	97,007.00
Upper Elementary Grades (4-5) Program	541,458.00	-	541,458.00
Upper Elementary Grades - Early Intervention (4-5) Program	83,457.00	-	83,457.00
Middle School (6-8) Program	1,290,806.00	-	1,290,806.00
High School General Education (9-12) Program	926,844.00	-	926,844.00
Vocational Laboratory (9-12) Program	333,953.00	-	333,953.00
Students with Disabilities	686,126.00	-	686,126.00
Gifted Student - Category VI	142,500.00	-	142,500.00
Alternative Education Program	85,109.00	-	85,109.00
Media Center Program	166,626.00	-	166,626.00
20 Days Additional Instruction	55,628.00	-	55,628.00
Staff and Professional Development	24,326.00	-	24,326.00
Principal Staff and Professional Development	568.00	-	568.00
Indirect Cost			
Central Administration	403,887.00	-	403,887.00
School Administration	358,948.00	-	358,948.00
Facility Maintenance and Operations	351,714.00	-	351,714.00
Amended Formula Adjustment	(117,827.00)	-	(117,827.00)
Categorical Grants			
Pupil Transportation			
Regular	180,983.00	-	180,983.00
Nursing Services	45,000.00	-	45,000.00
Sparsity	46,676.00	-	46,676.00
Educational Equalization Funding Grant	1,203,306.00	-	1,203,306.00
Other State Programs			
Food Services	17,668.00	-	17,668.00
Math and Science Supplement	5,264.93	-	5,264.93
Vocational Education	25,626.59	-	25,626.59
Vocational Supervisors	8,252.00	-	8,252.00
Georgia State Financing and Investment Commission			
Reimbursement on Construction Projects	-	58,913.90	58,913.90
Governor's Office of Student Achievement			
Connections for Classrooms Grant	62,800.00	-	62,800.00
Office of the State Treasurer			
Public School Employees Retirement	17,180.00	-	17,180.00
	<u>17,180.00</u>	<u>-</u>	<u>17,180.00</u>
	<u>\$ 9,061,260.65</u>	<u>\$ 58,913.90</u>	<u>\$ 9,120,174.55</u>

(This page left intentionally blank)

SCHLEY COUNTY BOARD OF EDUCATION
SCHEDULE OF APPROVED LOCAL OPTION SALES TAX PROJECTS
YEAR ENDED JUNE 30, 2018

SCHEDULE "10"

PROJECT	ORIGINAL ESTIMATED COST (1)	CURRENT ESTIMATED COSTS (2)	AMOUNT EXPENDED IN CURRENT YEAR (3)	AMOUNT EXPENDED IN PRIOR YEARS (3)	TOTAL COMPLETION COST	EXCESS PROCEEDS NOT EXPENDED	ESTIMATED COMPLETION DATE
2007 SPLOST							
Paying a portion of the principal and interest due on outstanding Series 1999 (2010) General Obligation Bonds previously issued by the Schley County School District.	\$ 1,500,000.00	\$ 1,214,376.06	\$ -	\$ 1,214,376.06	\$ 1,214,376.06	\$ -	Complete
Adding to, renovating, repairing, improving, and equipping existing school buildings or other buildings or facilities useful or desirable in connection therewith, less the amount of such proceeds used to pay the outstanding Schley County School Debt.	400,000.00	1,337,911.46	-	1,337,911.46	1,337,911.46	-	Complete
	<u>1,900,000.00</u>	<u>2,552,287.52</u>	<u>-</u>	<u>2,552,287.52</u>	<u>2,552,287.52</u>	<u>-</u>	
2012 SPLOST							
Adding to, renovating, repairing, improving and demolishing, furnishing, equipping and completing existing school buildings and other buildings and facilities useful and desirable in connection therewith, including, but not limited to, physical education/athletic facilities, HVAC and paving and parking and technology infrastructures;	2,100,000.00	4,524,944.98	144,311.92	4,380,633.06	4,524,944.98	-	Complete
acquiring technology improvements, including safety and security improvements, computer technology, hardware and software;	-	39,572.68	-	39,572.68	39,572.68	-	Complete
acquiring new school equipment, including but not limited to, new buses, maintenance vehicles and equipment;	-	-	-	-	-	-	Complete
acquiring, constructing, and equipping new school buildings and facilities useful and desirable in connection therewith, including, but not limited to, classrooms and administrative facilities;	-	-	-	-	-	-	Complete
acquiring any necessary or desirable property, both real and personal, including textbooks and band instruments.	-	-	-	-	-	-	Complete
Paying a portion of the principal and interest due on outstanding Series 2004 General Obligation Bonds and Series 2010 General Obligation Bonds previously issued by the Schley County School District.	1,200,000.00	25,000.00	-	25,000.00	25,000.00	-	Complete
	<u>3,300,000.00</u>	<u>4,589,517.66</u>	<u>144,311.92</u>	<u>4,445,205.74</u>	<u>4,589,517.66</u>	<u>-</u>	
2017 SPLOST							
Paying a portion of the principal and interest due on outstanding Schley County School District (Georgia) General Obligation Refunding Bonds, Series 2010;	1,200,000.00	1,200,000.00	286,362.50	-	-	-	9/30/2022
acquiring technology improvements, including safety and security improvements, computer technology, hardware and software;	-	500,000.00	-	-	-	-	9/30/2022
adding to, renovating, repairing, improving and demolishing, furnishing, equipping and completing existing school buildings and other buildings and facilities useful and desirable in connection therewith, including, but not limited to, classrooms, administrative facilities, and physical education/athletic facilities, HVAC and paving and parking and technology;	-	1,245,722.00	459,555.05	-	-	-	9/30/2022
acquiring new school equipment, including, but not limited to, new buses, maintenance vehicles and equipment;	-	354,278.00	-	-	-	-	9/30/2022
acquiring, constructing and equipping new school buildings and facilities useful and desirable in connection therewith, including, but not limited to, classrooms, administrative facilities and athletic facilities;	-	-	-	-	-	-	9/30/2022
acquiring any necessary or desirable property, both real and person, including textbooks and band instruments.	900,000.00	-	-	-	-	-	9/30/2022
	<u>2,100,000.00</u>	<u>3,300,000.00</u>	<u>745,917.55</u>	<u>-</u>	<u>-</u>	<u>-</u>	
	<u>\$ 7,300,000.00</u>	<u>\$ 10,441,805.18</u>	<u>\$ 890,229.47</u>	<u>\$ 6,997,493.26</u>	<u>\$ 7,141,805.18</u>	<u>\$ -</u>	

- (1) The School District's original cost estimate as specified in the resolution calling for the imposition of the Local Option Sales Tax.
- (2) The School District's current estimate of total cost for the projects. Includes all cost from project inception to completion.
- (3) The voters of Schley County approved the imposition of a 1% sales tax to fund the above projects. Amounts expended for these projects may include sales tax proceeds, state, local property taxes and/or other funds over the life of the projects.

SECTION II

COMPLIANCE AND INTERNAL CONTROL REPORTS



DEPARTMENT OF AUDITS AND ACCOUNTS

270 Washington Street, S.W., Suite 1-156
Atlanta, Georgia 30334-8400

Greg S. Griffin
STATE AUDITOR
(404) 656-2174

August 30, 2019

The Honorable Brian P. Kemp, Governor of Georgia
Members of the General Assembly of the State of Georgia
Members of the State Board of Education
and
Superintendent and Members of the
Schley County Board of Education

INDEPENDENT AUDITOR'S REPORT ON INTERNAL CONTROL OVER FINANCIAL REPORTING AND ON COMPLIANCE AND OTHER MATTERS BASED ON AN AUDIT OF FINANCIAL STATEMENTS PERFORMED IN ACCORDANCE WITH GOVERNMENT AUDITING STANDARDS

We have audited, in accordance with the auditing standards generally accepted in the United States of America and the standards applicable to financial audits contained in *Government Auditing Standards* issued by the Comptroller General of the United States, the financial statements of the governmental activities each major fund, and the aggregate remaining fund information of the Schley County Board of Education (School District), as of and for the year ended June 30, 2018, and the related notes to the financial statements, which collectively comprise the School District's basic financial statements, and have issued our report thereon dated August 30, 2019.

Internal Control Over Financial Reporting

In planning and performing our audit of the financial statements, we considered the School District's internal control over financial reporting (internal control) to determine the audit procedures that are appropriate in the circumstances for the purpose of expressing our opinions on the financial statements, but not for the purpose of expressing an opinion on the effectiveness of the School District's internal control. Accordingly, we do not express an opinion on the effectiveness of the School District's internal control.

A *deficiency in internal control* exists when the design or operation of a control does not allow management or employees, in the normal course of performing their assigned functions, to prevent, or detect and correct, misstatements on a timely basis. A *material weakness* is a deficiency, or combination of deficiencies, in internal control, such that there is a reasonable possibility that a material misstatement of the entity's financial statements will not be prevented, or detected and corrected on a timely basis. A *significant deficiency* is a deficiency, or a combination of deficiencies, in internal control that is less severe than a material weakness, yet important enough to merit attention by those charged with governance.

Our consideration of internal control was for the limited purpose described in the first paragraph of this section and was not designed to identify all deficiencies in internal control that might be material weaknesses or significant deficiencies. Given these limitations, during our audit we did not identify any deficiencies in internal control that we consider to be material weaknesses. However, material weaknesses may exist that have not been identified.

Compliance and Other Matters

As part of obtaining reasonable assurance about whether the School District's financial statements are free from material misstatement, we performed tests of its compliance with certain provisions of laws, regulations, contracts and grant agreements, noncompliance with which could have a direct and material effect on the determination of financial statement amounts. However, providing an opinion on compliance with those provisions was not an objective of our audit, and accordingly, we do not express such an opinion. The results of our tests disclosed no instances of noncompliance or other matters that are required to be reported under *Government Auditing Standards*.

Purpose of this Report

The purpose of this report is solely to describe the scope of our testing of internal control and compliance and the results of that testing, and not to provide an opinion on the effectiveness of the School District's internal control or on compliance. This report is an integral part of an audit performed in accordance with *Government Auditing Standards* in considering the School District's internal control and compliance. Accordingly, this communication is not suitable for any other purpose.

Respectfully submitted,

A handwritten signature in black ink, appearing to read "Greg S. Griffin". The signature is fluid and cursive, with a horizontal line extending from the end.

Greg S. Griffin
State Auditor



DEPARTMENT OF AUDITS AND ACCOUNTS

270 Washington Street, S.W., Suite 1-156
Atlanta, Georgia 30334-8400

Greg S. Griffin
STATE AUDITOR
(404) 656-2174

August 30, 2019

The Honorable Brian P. Kemp, Governor of Georgia
Members of the General Assembly of the State of Georgia
Members of the State Board of Education
and
Superintendent and Members of the
Schley County Board of Education

INDEPENDENT AUDITOR'S REPORT ON COMPLIANCE FOR EACH MAJOR FEDERAL PROGRAM AND ON INTERNAL CONTROL OVER COMPLIANCE REQUIRED BY THE UNIFORM GUIDANCE

Report on Compliance for Each Major Federal Program

We have audited the Schley County Board of Education (School District) compliance with the types of compliance requirements described in the *OMB Compliance Supplement* that could have a direct and material effect on each of its major federal programs for the year ended June 30, 2018. The School District's major federal programs are identified in the *Summary of Auditor's Results* section of the accompanying *Schedule of Findings and Questioned Costs*.

Management's Responsibility

Management is responsible for compliance with federal statutes, regulations, and the terms and conditions of its federal awards applicable to its federal programs.

Auditor's Responsibility

Our responsibility is to express an opinion on compliance for each of the School District's major federal programs based on our audit of the types of compliance requirements referred to above. We conducted our audit of compliance in accordance with auditing standards generally accepted in the United States of America; the standards applicable to financial audits contained in *Government Auditing Standards*, issued by the Comptroller General of the United States; and the audit requirements of Title 2 U.S. *Code of Federal Regulations* Part 200, *Uniform Administrative Requirements, Cost Principles, and Audit Requirements for Federal Awards* (Uniform Guidance). Those standards and the Uniform Guidance require that we plan and perform the audit to obtain reasonable assurance about whether noncompliance with the types of compliance requirements referred to above that could have a direct and material effect on a major federal program occurred. An audit includes examining, on a test basis, evidence about the School District's compliance with those requirements and performing such other procedures as we considered necessary in the circumstances.

We believe that our audit provides a reasonable basis for our opinion on compliance for each major federal program. However, our audit does not provide a legal determination of the School District's compliance.

Opinion on Each Major Federal Program

In our opinion, the School District complied, in all material respects, with the types of compliance requirements referred to above that could have a direct and material effect on each of its major federal programs for the year ended June 30, 2018.

Report on Internal Control over Compliance

Management of the School District is responsible for establishing and maintaining effective internal control over compliance with the types of compliance requirements referred to above. In planning and performing our audit of compliance, we considered the School District's internal control over compliance with the types of requirements that could have a direct and material effect on each major federal program to determine the auditing procedures that are appropriate in the circumstances for the purpose of expressing an opinion on compliance for each major federal program and to test and report on internal control over compliance in accordance with the Uniform Guidance, but not for the purpose of expressing an opinion on the effectiveness of internal control over compliance. Accordingly, we do not express an opinion on the effectiveness of the School District's internal control over compliance.

A deficiency in internal control over compliance exists when the design or operation of a control over compliance does not allow management or employees, in the normal course of performing their assigned functions, to prevent, or detect and correct, noncompliance with a type of compliance requirement of a federal program on a timely basis. *A material weakness in internal control over compliance* is a deficiency, or combination of deficiencies, in internal control over compliance, such that there is a reasonable possibility that material noncompliance with a type of compliance requirement of a federal program will not be prevented, or detected and corrected, on a timely basis. *A significant deficiency in internal control over compliance* is a deficiency, or a combination of deficiencies, in internal control over compliance with a type of compliance requirement of a federal program that is less severe than a material weakness in internal control over compliance, yet important enough to merit attention by those charged with governance.

Our consideration of internal control over compliance was for the limited purpose described in the first paragraph of this section and was not designed to identify all deficiencies in internal control over compliance that might be material weaknesses or significant deficiencies. We did not identify any deficiencies in internal control over compliance that we consider to be material weaknesses. However, material weaknesses may exist that have not been identified.

The purpose of this report on internal control over compliance is solely to describe the scope of our testing of internal control over compliance and the results of that testing based on the requirements of the Uniform Guidance. Accordingly, this report is not suitable for any other purpose.

Respectfully submitted,



Greg S. Griffin
State Auditor

SECTION III

AUDITEE'S RESPONSE TO PRIOR YEAR FINDINGS AND QUESTIONED COSTS

SCHLEY COUNTY BOARD OF EDUCATION
AUDITEE'S RESPONSE
SUMMARY SCHEDULE OF PRIOR YEAR FINDINGS AND QUESTIONED COSTS
YEAR ENDED JUNE 30, 2018

PRIOR YEAR FINANCIAL STATEMENT FINDINGS AND QUESTIONED COSTS

No matters were reported.

PRIOR YEAR FEDERAL AWARD FINDINGS AND QUESTIONED COSTS

No matters were reported.

SECTION IV

FINDINGS AND QUESTIONED COSTS

SCHLEY COUNTY BOARD OF EDUCATION
SCHEDULE OF FINDINGS AND QUESTIONED COSTS
YEAR ENDED JUNE 30, 2018

I SUMMARY OF AUDITOR'S RESULTS

Financial Statements

Type of auditor's report issue: Governmental Activities; General Fund; Capital Projects Fund; Debt Service Fund; Aggregate Remaining Fund Information	Unmodified
Internal control over financial reporting:	
▪ Material weakness identified?	No
▪ Significant deficiency identified?	None Reported
Noncompliance material to financial statements noted:	No

Federal Awards

Internal Control over major programs:	
▪ Material weakness identified?	No
▪ Significant deficiency identified?	None Reported
Type of auditor's report issued on compliance for major programs: All major programs	Unmodified
Any audit findings disclosed that are required to be reported in accordance with 2 CFR 200.516(a)?	No
Identification of major programs:	
<u>CFDA Number</u>	<u>Name of Federal Program or Cluster</u>
10.553, 10.555	Child Nutrition Cluster
Dollar threshold used to distinguish between Type A and Type B programs:	\$750,000.00
Auditee qualified as low-risk auditee?	No

II FINANCIAL STATEMENT FINDINGS AND QUESTIONED COSTS

No matters were reported.

III FEDERAL AWARD FINDINGS AND QUESTIONED COSTS

No matters were reported.